

Offshore Wind Industry Shows High Economic Potential

U.S. must invest more in domestic supply chain to hit goal of 30 gigawatts by 2030

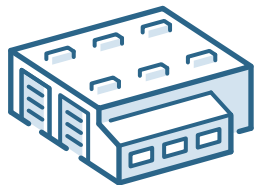
Domestic progress and potential:

What's needed:

Manufacturing


\$1.9

billion invested or announced in manufacturing facilities for major components



10

facilities (existing and announced)



2,100

additional wind turbines and foundations

24

additional major component manufacturing facilities


Marshaling (staging) ports and vessels

\$760

million invested or announced in port development, and in operations and maintenance

27

U.S.-flagged vessels (announced and under construction)



4-6

turbine installation vessels

58

crew transfer vessels

Sources: M. Shields et al., "A Supply Chain Road Map for Offshore Wind Energy in the United States" (National Renewable Energy Laboratory, 2023), www.nrel.gov/docs/fy23osti/84710.pdf; U.S. Department of Energy, "Offshore Wind Market Report: 2023 Edition" (2023), www.energy.gov/sites/default/files/2023-09/doi-offshore-wind-market-report-2023-edition.pdf; U.S. Department of Energy, "Offshore Wind Market Report: 2023 Edition" (presentation), www.nrel.gov/docs/fy23osti/87290.pdf

For more information, please visit: pewtrusts.org

The Pew Charitable Trusts

Contact: Courtney Durham Shane, Senior Officer, Energy Modernization Project

Email: cshane@pewtrusts.org

Project website: pewtrusts.org/en/projects/energy-modernization

Celebrating its 75th anniversary, **The Pew Charitable Trusts** uses data to make a difference. Pew addresses the challenges of a changing world by illuminating issues, creating common ground, and advancing ambitious projects that lead to tangible progress.