



---

a PewResearchCenter project

1615 L Street, N.W., Suite 700  
Washington, D.C. 20036  
Tel (202) 419-4350  
Fax (202) 419-4399  
[www.pewglobal.org](http://www.pewglobal.org)

FOR RELEASE: TUESDAY, JUNE 13, 2006, 2:00 PM EDT

**No Global Warming Alarm in the U.S., China**  
**AMERICA'S IMAGE SLIPS, BUT ALLIES SHARE U.S. CONCERNS**  
**OVER IRAN, HAMAS**

*15-Nation Pew Global Attitudes Survey*

*FOR FURTHER INFORMATION CONTACT:*

Andrew Kohut, Director  
Carroll Doherty, Associate Director  
Richard Wike, Senior Project Director  
(202) 419-4350  
[www.pewglobal.org](http://www.pewglobal.org)

**No Global Warming Alarm in the U.S., China**  
**AMERICA’S IMAGE SLIPS, BUT ALLIES SHARE U.S. CONCERNS**  
**OVER IRAN, HAMAS**

America’s global image has again slipped and support for the war on terrorism has declined even among close U.S. allies like Japan. The war in Iraq is a continuing drag on opinions of the United States, not only in predominantly Muslim countries but in Europe and Asia as well. And despite growing concern over Iran’s nuclear ambitions, the U.S. presence in Iraq is cited at least as often as Iran – and in many countries much more often – as a danger to world peace.

A year ago, anti-Americanism had shown some signs of abating, in part because of the positive feelings generated by U.S. aid for tsunami victims in Indonesia and elsewhere. But favorable opinions of the United States have fallen in most of the 15 countries surveyed. Only about a quarter of the Spanish public (23%) expresses positive views of the U.S., down from 41% last year; America’s image also has declined significantly in India (from 71% to 56%) and Indonesia (from 38% to 30%).

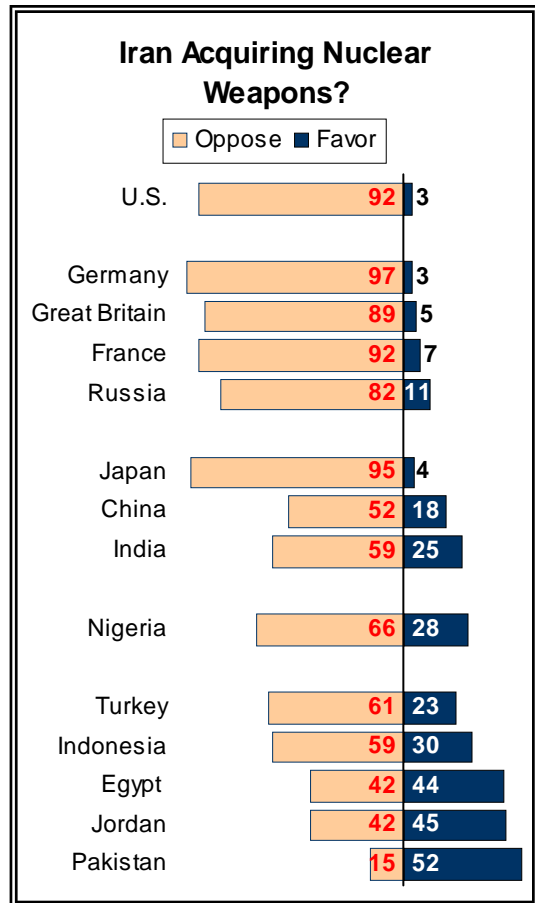
Yet the survey shows that Americans and the publics of major U.S. allies share common concerns, not only over the possible nuclear threat posed by Iran but also over the recent victory by the Hamas Party in Palestinian elections. In contrast, the predominantly Muslim populations surveyed generally are less worried about both of these developments.

	1999/ 2000	2002	2003	2004	2005	2006
	%	%	%	%	%	%
Great Britain	83	75	70	58	55	56
France	62	63	43	37	43	39
Germany	78	61	45	38	41	37
Spain	50	--	38	--	41	23
Russia	37	61	36	47	52	43
Indonesia	75	61	15	--	38	30
Egypt	--	--	--	--	--	30
Pakistan	23	10	13	21	23	27
Jordan	--	25	1	5	21	15
Turkey	52	30	15	30	23	12
Nigeria	46	--	61	--	--	62
Japan	77	72	--	--	--	63
India	--	54	--	--	71	56
China	--	--	--	--	42	47

1999/2000 survey trends provided by the Office of Research, U.S. Department of State

Nearly half of Americans (46%) view the current government in Iran as a “great danger” to stability in the Middle East and to world peace, up from 26% in 2003. Concern over Iran also has risen sharply in Western Europe, especially Germany. Currently 51% of Germans see Iran as a great danger to world peace, compared with just 18% three years ago.

Opposition to Iran developing nuclear weapons is nearly unanimous in Germany, Japan, France, and Great Britain, as well as in the U.S. Opinion in predominantly Muslim countries varies widely: solid majorities in Turkey (61%) and Indonesia (59%) oppose Iran acquiring nuclear weapons, but people in Egypt and Jordan are divided, and most Pakistanis (52%) favor Iran acquiring nuclear weapons. In addition, more people in major industrialized nations than in Muslim countries believe that Iran wants a nuclear program to develop weapons, not nuclear energy.



Divisions between the West and Muslim nations in opinions of the Hamas Party’s victory are even wider. Fully 71% of Germans and 69% of the French feel the Hamas triumph will be bad for the Palestinian people, among those who are aware of the issue. Somewhat fewer Americans (50%) express this view, although just 20% think the Hamas triumph will be a good thing for the Palestinians. Among major U.S. allies, only the British are divided on Hamas’ election – 34% say it will be bad, while 32% take a positive view.

	Good %	Bad %	DK %
United States	20	50	30
Great Britain	32	34	34
Spain	28	47	25
France	24	69	7
Germany	11	71	17
Russia	24	32	44
Pakistan	87	4	9
Egypt	76	13	11
Jordan	68	16	16
Indonesia	61	23	16
Turkey	44	23	33
India	48	30	22
Nigeria	47	39	14

Based on those who heard about Hamas victory in Palestinian elections

By contrast, large majorities in Pakistan (87%), Egypt (76%), Jordan (68%), and Indonesia (61%) feel that the Hamas Party victory will be good for the Palestinian people, among those who had heard about the election. In addition, the Muslim publics surveyed generally feel the Hamas triumph will increase chances of a fair settlement of the Mideast conflict – a view that is roundly rejected in the West.

The latest survey by the Pew Global Attitudes project, conducted among nearly 17,000 people in the United States and 14 other nations from March 31-May 14, finds that the U.S.-led war on terror draws majority support in just two countries – India and Russia. In India, support for the U.S.-

led war on terror has increased significantly over the past year – from 52% to 65% – even though opinions of the U.S. have grown more negative over that period.

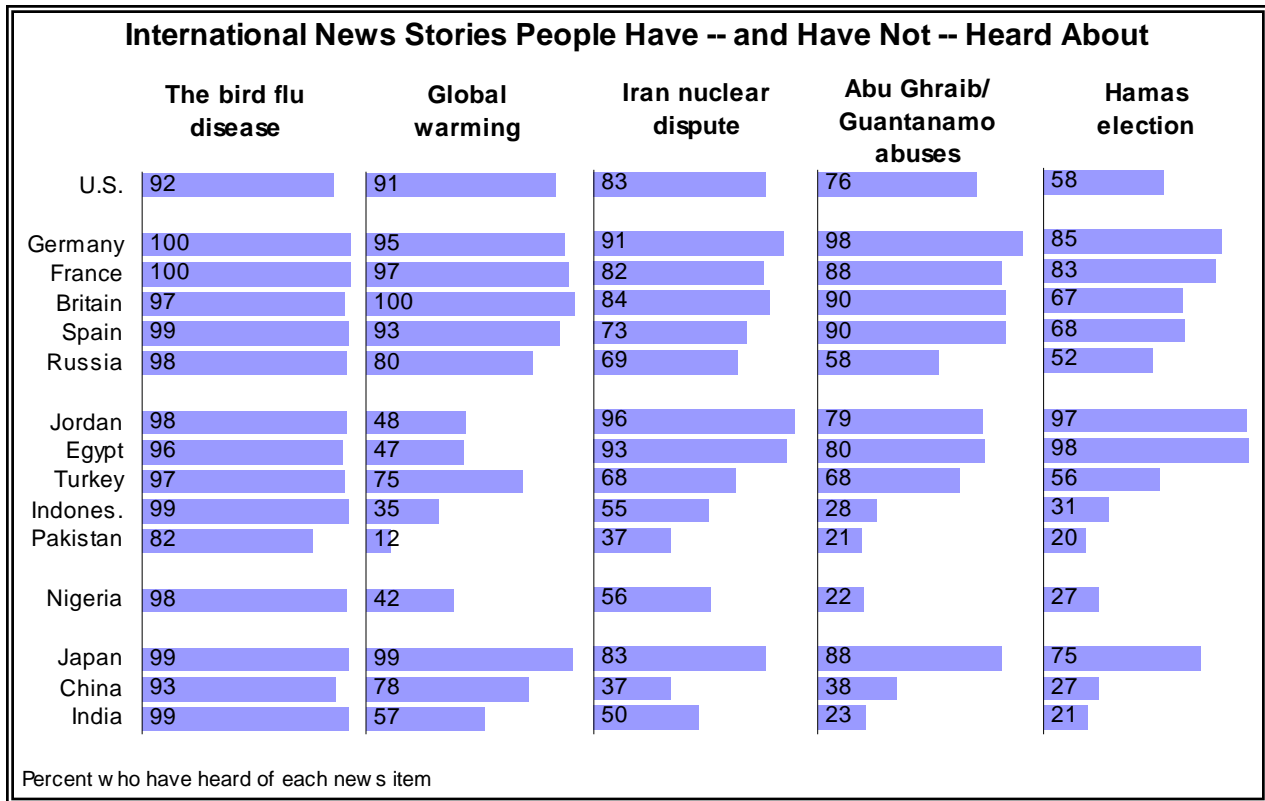
But in most other countries, support for the war on terror is either flat or has declined. In Japan, barely a quarter of respondents (26%) now favor the U.S.-led war on terror, down from 61% in the summer of 2002. Only about four-in-ten Indonesians (39%) back the war on terror, compared with 50% a year ago. And in Spain, the site of a devastating terrorist attack two years ago, four times as many people oppose the war on terror as support it (76% vs. 19%).

The survey shows that the Iraq war continues to exact a toll on America’s overall image and on support for the struggle against terrorism. Majorities in 10 of 14 foreign countries surveyed say that the war in Iraq has made the world a more dangerous place. In Great Britain, America’s most important ally in Iraq, 60% say the war has made the world more dangerous, while just half that number (30%) feel it has made the world safer.

Moreover, even as concerns about Iran have increased, somewhat more Britons believe that the U.S. military presence in Iraq represents a great danger to stability in the Middle East and world peace than say that about the current government in Iran (by 41%-34%). In Spain, fully 56% say the U.S. military presence in Iraq is a great danger to the stability of the Middle East and world peace; just 38% regard the current government in Iran in the same way. Among America’s traditional allies, Germany is the only country where more people say Iran is a great danger than offer the same view of the U.S. military presence in Iraq (by 51%-40%).

<i>% saying 'great danger'</i>	<u>Iran</u>	US in <u>Iraq</u>	North <u>Korea</u>	Israeli-Palestinian <u>conflict</u>
<i>U.S.</i>	<i>%</i>	<i>%</i>	<i>%</i>	<i>%</i>
U.S.	46	31	34	43
Great Britain	34	41	19	45
France	31	36	16	35
Germany	51	40	23	51
Spain	38	56	21	52
Russia	20	45	10	41
Indonesia	7	31	4	33
Egypt	14	56	14	68
Jordan	19	58	18	67
Turkey	16	60	6	42
Pakistan	4	28	8	22
Nigeria	15	25	11	27
Japan	29	29	46	40
India	8	15	6	13
China	22	31	11	27

Opinions about threats to global peace also reflect regional concerns. While solid majorities in Jordan and Egypt see America’s presence in Iraq as a great danger, even higher percentages in these countries view the Israel-Palestinian conflict as a great danger to regional stability and world peace. The Japanese are particularly concerned about North Korea – 46% say the government there represents a great danger to world peace. Those concerns are not shared nearly as much in China, which borders North Korea; just 11% of Chinese feel that the current government in Pyongyang poses a great danger to Asian stability and world peace.



The survey finds sizable gaps in public attentiveness to major issues and events. In this regard, the extraordinarily high level of attentiveness to bird flu disease is significant. More than 90% of the publics in 14 of 15 countries polled say they have heard of the disease; the only exception is Pakistan, where 82% say they are aware of the disease.

But attentiveness to other widely covered issues and events varies widely. There is nearly universal awareness of global warming in major industrialized countries; in addition, 80% of Russians and 78% of Chinese say they have heard of global warming. Yet global warming has drawn scant attention in Muslim countries, with the exception of Turkey (75%). And in India, just 57% say they have heard of global warming.

Reports about U.S. prison abuses at Abu Ghraib and Guantanamo have attracted broad attention in Western Europe and Japan – more attention, in fact, than in the United States. Roughly three-quarters of Americans (76%) say they have heard of the prison abuses, compared with about 90% or more in the four Western European countries and Japan.

Among predominantly Muslim countries, large majorities in Egypt (80%), Jordan (79%), and Turkey (68%) say they have heard of the reports of prison abuse. But in Indonesia, Pakistan, and among Muslims in Nigeria, most people have not heard of this issue. Moreover, just 38% of Chinese and 23% of Indians say they are aware of the prison abuse story.

While there is extensive interest in bird flu, public alarm over the spread of the disease has been mostly limited to Asia. Nearly two-thirds of Indonesians (65%) say they are very worried that they themselves or a family member will be exposed to the bird flu; bird flu worries also are extensive in India (57% very worried), Nigeria (57%), and Russia (56%). But the disease has generated far less concern in Western Europe and the United States. Only about one-in-ten Americans (13%) say they are very worried about the bird flu; similar levels of concern are evident in France (13%), Germany (10%), and Great Britain (9%).

There also is a substantial gap in concern over global warming – roughly two-thirds of Japanese (66%) and Indians (65%) say they personally worry a great deal about global warming. Roughly half of the populations of Spain (51%) and France (46%) also express great concern over global warming, based on those who have heard about the issue.

But there is no evidence of alarm over global warming in either the United States or China – the two largest producers of greenhouse gases. Just 19% of Americans and 20% of the Chinese who have heard of the issue say they worry a lot about global warming – the lowest percentages in the 15 countries surveyed. Moreover, nearly half of Americans (47%) and somewhat fewer Chinese (37%) express little or no concern about the problem.

The survey finds the most publics surveyed are dissatisfied with national conditions. But China is a notable exception – 81% of Chinese say they are satisfied with the way things are going in their country, up from 72% in 2005. Majorities in only two other countries – Egypt (55%) and Jordan (53%) – express satisfaction with national conditions.

	A great deal %	A fair amount %	Only a little/ Not at all %	DK %
United States	19	34	47	1
Great Britain	26	41	32	1
Spain	51	34	14	2
France	46	41	14	0
Germany	30	34	36	1
Russia	34	31	34	*
Indonesia	28	48	23	1
Egypt	24	51	23	1
Jordan	26	40	34	*
Turkey	41	29	23	8
Pakistan	31	25	39	5
Nigeria	45	33	20	2
Japan	66	27	7	0
India	65	20	13	2
China	20	41	37	2

Based on those who have heard about the "environmental problem of global warming."

	Satisfied w/ state of nation			
	2003	2004	2005	2006
	%	%	%	%
United States	50	39	39	29
<b>China</b>	<b>48*</b>	<b>--</b>	<b>72</b>	<b>81</b>
Egypt	--	--	--	55
Jordan	42	59	69	53
Spain	45	--	51	50
Turkey	19	40	41	40
Pakistan	29	54	57	35
Great Britain	46	38	44	35
Russia	28	26	23	32
India	9*	--	41	31
Germany	25	20	25	29
Japan	12*	--	--	27
Indonesia	15	--	35	26
France	44	32	28	20
Nigeria	19	--	--	7

\*Summer 2002

Only about three-in-ten Americans (29%) say they are satisfied with the way things are going in the U.S., down from 39% last year and 50% in 2003. Levels of national satisfaction in France have followed a similar downward trajectory – from 44% in 2003 to just 20% today. Public discontent is even higher in Nigeria, which has been wracked by internal strife. Just 7% of Nigerians have a positive view of the state of the nation, compared with 93% who express a negative opinion.

### ***Other Major Findings***

- There has been a marked change in views of the Middle East conflict in both Germany and France. In both countries, increasing numbers sympathize with Israel; Germans now side with Israel over the Palestinians by about two-to-one (37%-18%).
- German Chancellor Angela Merkel is enormously popular in France as well as in Germany. Fully 80% of the French express at least some confidence in Merkel.
- Positive views of the American people – along with the U.S. – have declined in Spain. Just 37% of the Spanish feel favorably toward Americans, down from 55% last year.
- Turks are increasingly turning away from the war on terror. More than three-quarters of Turks (77%) oppose the U.S.-led war on terror, up from 56% in 2004.
- Negative views of France have increased over the past year, especially in Muslim countries. In Turkey, 61% feel unfavorably toward France, up from 51% last year.

## About the Pew Global Attitudes Project

The *Pew Global Attitudes Project* is a series of worldwide public opinion surveys encompassing a broad array of subjects ranging from people's assessments of their own lives to their views about the current state of the world and important issues of the day. The *Pew Global Attitudes Project* is co-chaired by former U.S. Secretary of State Madeleine K. Albright, currently principal, the Albright Group LLC, and by former Senator John C. Danforth, currently partner, Bryan Cave LLP. The project is directed by Andrew Kohut, president of the Pew Research Center, a nonpartisan "fact tank" in Washington, DC, that provides information on the issues, attitudes and trends shaping America and the world. The *Pew Global Attitudes Project* is principally funded by The Pew Charitable Trusts.

Since its inception in 2001, the project has released 13 major reports, as well as numerous commentaries and other releases, on topics including attitudes towards the U.S. and American foreign policy, globalization, democratization, and terrorism.

*Pew Global Attitudes Project* team members include Mary McIntosh, president of Princeton Survey Research Associates International, and Bruce Stokes, an international economics columnist at the National Journal. Contributors to the report and to the *Pew Global Attitudes Project* include Richard Wike, Carroll Doherty, Paul Taylor, Michael Dimock, Elizabeth Mueller Gross, Jodie T. Allen, and others of the Pew Research Center. For this survey, the *Pew Global Attitudes Project* team consulted with survey and policy experts, regional and academic experts, and policymakers.

Their expertise provided tremendous guidance in shaping the survey.

Following each release, the project also produces a series of in-depth analyses on specific topics covered in the survey, which will be found at [pewglobal.org](http://pewglobal.org). The data are also made available on our website within two years of publication.

For further information, please contact:

Richard Wike

Senior Project Director

Pew Global Attitudes Project

202.419.4400

[rwike@pewresearch.org](mailto:rwike@pewresearch.org)

### Pew Global Attitudes Project Public Opinion Surveys

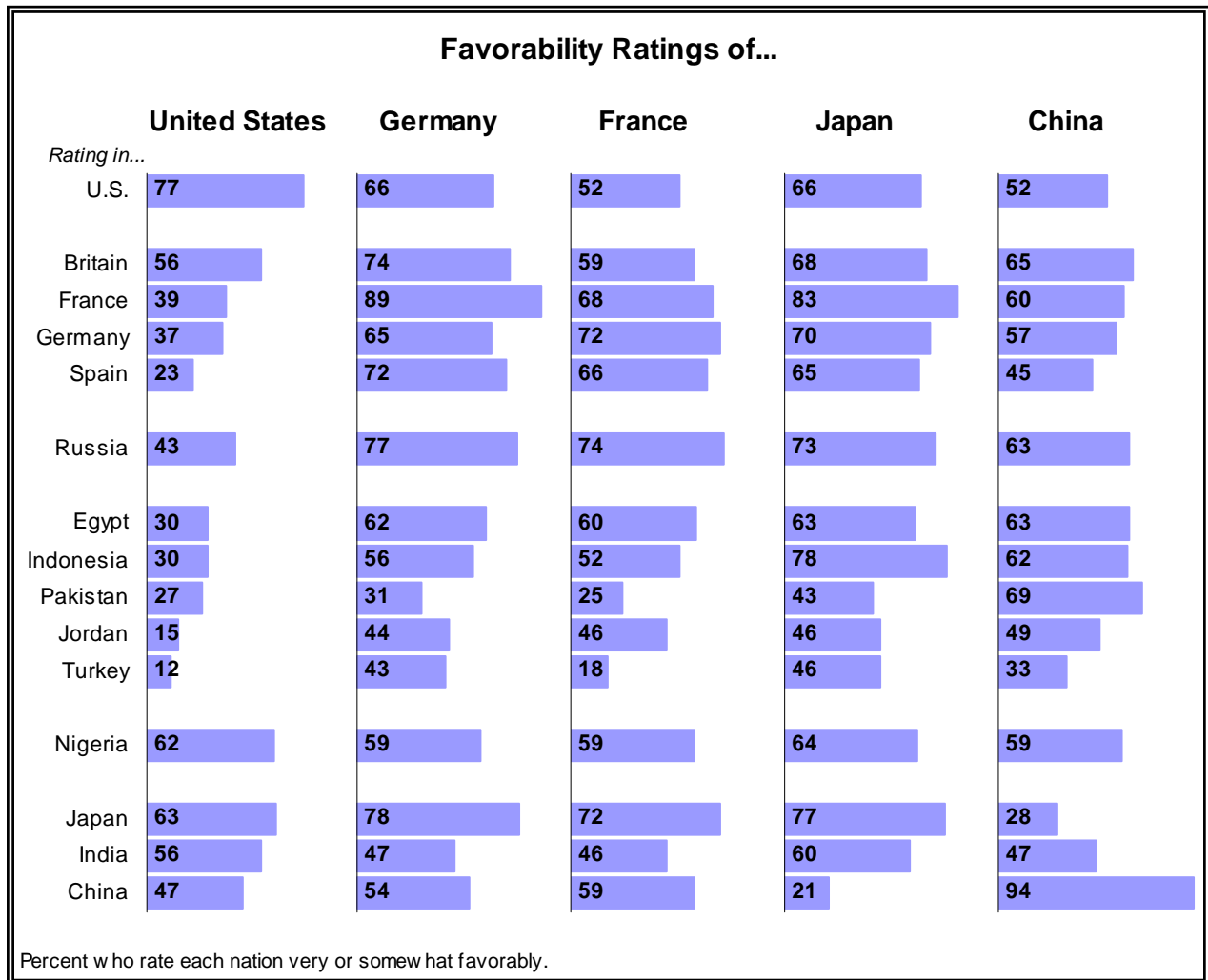
<u>Survey</u>	<u>Sample</u>	<u>Interviews</u>
Summer 2002	44 Nations	38,263
November 2002	6 Nations	6,056
March 2003	9 Nations	5,520
May 2003	21 Publics*	15,948
March 2004	9 Nations	7,765
May 2005	17 Nations	17,766
Spring 2006	15 Nations	16,710

\* Includes Palestinian Authority



## I. AMERICA'S IMAGE AND U.S. FOREIGN POLICY

With America's image declining in many parts of the world, favorability ratings for the United States continue to trail those of other major countries. In Europe, as well as predominantly Muslim countries, the U.S. is generally less popular than Germany, France, Japan, and China. However, the U.S. fares somewhat better in Asia; in fact, Indians rate the U.S. higher than Germany, France, or China and only slightly below Japan. However, America's favorability rating has dropped 15 points in India since last year.

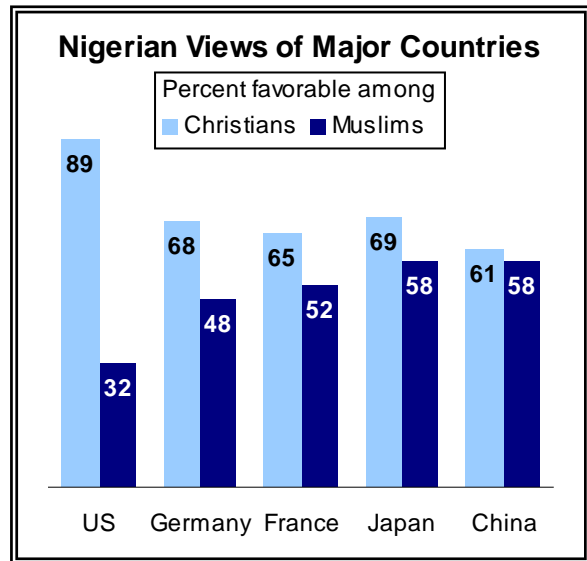


Meanwhile, Japan and China, two neighboring Asian rivals with long histories of conflict, hold very negative opinions of one another. Slightly more than a quarter of Japanese (28%) have a positive opinion of China, and even fewer Chinese (21%) have a favorable view of Japan. On the other hand, traditional European rivals Germany and France rate one another quite positively; in fact, both rate the other country more favorably than their own.

In Western Europe, attitudes toward America remain considerably more negative than they were in 2002, prior to the Iraq war.<sup>1</sup> However, in a reversal of recent patterns, this year young people in France and Germany are more likely to have a favorable opinion of the U.S. than are their older counterparts. Over the last year, positive assessments of the U.S. have increased among French and German 18-34 year-olds, while declining among those age 35 and older.

***Nigerians Split Over U.S.***

In Nigeria, Christians and Muslims hold starkly different opinions of the U.S., and America’s relatively high overall rating – 62% favorable – masks deep divisions between the country’s two main religious groups. Roughly nine-in-ten (89%) Nigerian Christians have a favorable view of the U.S., compared with only 32% of Nigerian Muslims.



This gap has grown slightly since 2003, when America’s favorability was 85% among Christians and 38% among Muslims. Christians and Muslims have quite different views of other countries as well, but these two groups are especially polarized over the U.S., with Christians holding a more positive view of the U.S. than of other countries and Muslims having a more negative view of America than of other countries.

***France’s Image Slips***

Turmoil in France over the last year – riots by immigrants and others last fall, as well as protests in February through April of this year over an attempt to change French labor law – appears to have taken a toll on France’s image. In every country where trends are available – with one exception – the image of France has declined significantly since 2005, including double digit

	% favorable		Change
	2005	2006	
United States	46	52	+6
Germany	78	72	-6
France	74	68	-6
Spain	74	66	-8
Great Britain	71	59	-12
Russia	83	74	-9
Egypt	--	60	--
Indonesia	68	52	-16
Jordan	50	46	-4
Pakistan	32	25	-7
Turkey	30	18	-12
Nigeria	--	59	--
Japan	--	72	--
China	65	59	-6
India	55	46	-9

<sup>1</sup> No pre-Iraq war data is available from Spain.

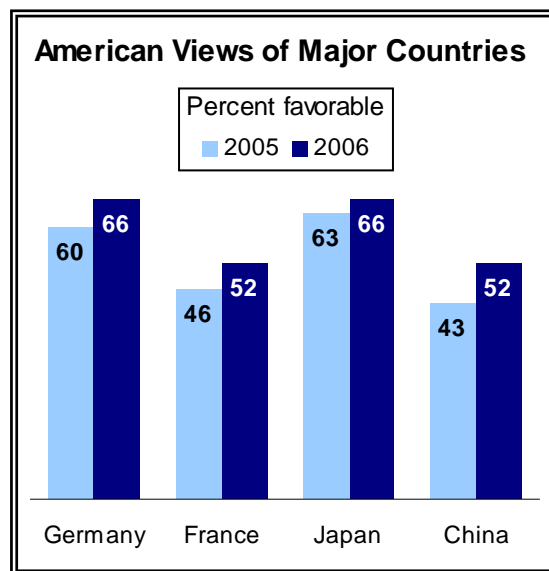
falls in Indonesia (from 68% to 52% favorable), Turkey (from 30% to 18%), and Great Britain (from 71% to 59%).

The lone exception is the U.S., where 52% now have a favorable impression of France, still below the pre-Iraq War level of 79% in February 2002, but up from 46% last year. France is considerably more popular now among Americans than in May 2003, when only 29% gave France a favorable grade.

**Americans More Favorable**

The improved attitudes in the U.S. toward France are part of a broader trend – the American public’s feelings about other major countries are also more positive than in 2005. Germany, China, and Japan also receive more positive assessments from the American people.

A narrow majority of Americans (52%) now have a favorable opinion of China, up from 43% last year. And the already strong favorability rating for Germany has also improved, jumping from 60% in 2005 to 66% this year. Japan’s rating has also grown from 63% to 66%; however, this is not a statistically significant change.



**Views of the American People**

Opinions of the American people have declined, in some cases substantially, since 2002. Nonetheless, publics around the world continue to have a more positive opinion of the American people than they do of the United States. In seven of the 14 foreign countries surveyed, at least half of respondents have a favorable impression of Americans; in contrast, four countries give the U.S. positive marks. Americans remain relatively popular in Britain, France, and Germany; however in Spain, the image of Americans has plummeted, dropping from 55% favorable last year to 37% this year. On this issue, the Spanish public is now more similar to

	% very/somewhat favorable				
	2002	2003	2004	2005	2006
Great Britain	83	80	73	70	69
France	71	58	53	64	65
Germany	70	67	68	65	66
Spain	--	47	--	55	37
Russia	67	65	64	61	57
Jordan	53	18	21	34	38
Indonesia	65	56	--	46	36
Egypt	--	--	--	--	36
Pakistan	17	38	25	22	27
Turkey	31	32	32	23	17
Nigeria	--	67	--	--	56
Japan	73	--	--	--	82
India	58	--	--	71	67
China	--	--	--	43	49

Muslim countries than to its Western European neighbors.

Although Americans are still unpopular in the five predominantly Muslim countries, there have been slight, but significant, improvements in Jordan and Pakistan. These are balanced, however, by declines among Indonesians and Turks. In Turkey – a longstanding NATO ally – fewer than one-in-five (17%) have a favorable opinion of Americans.

Perceptions of the American people have grown more negative in Nigeria since 2003, however almost all of the decline has taken place among the country’s Muslim population – in 2003 48% of Muslims had a favorable impression of Americans; three years later only 23% view Americans favorably. Meanwhile, Nigerian Christians continue to hold Americans in extraordinarily high regard (88% favorable in 2003, 86% favorable today).

Americans are relatively well-liked in the three Asian countries we surveyed, with 82% of Japanese giving the American people favorable marks, up from 73% in 2002. Americans remain popular in India (67% favorable), and in China the favorability rating for Americans has increased six points to 49%.

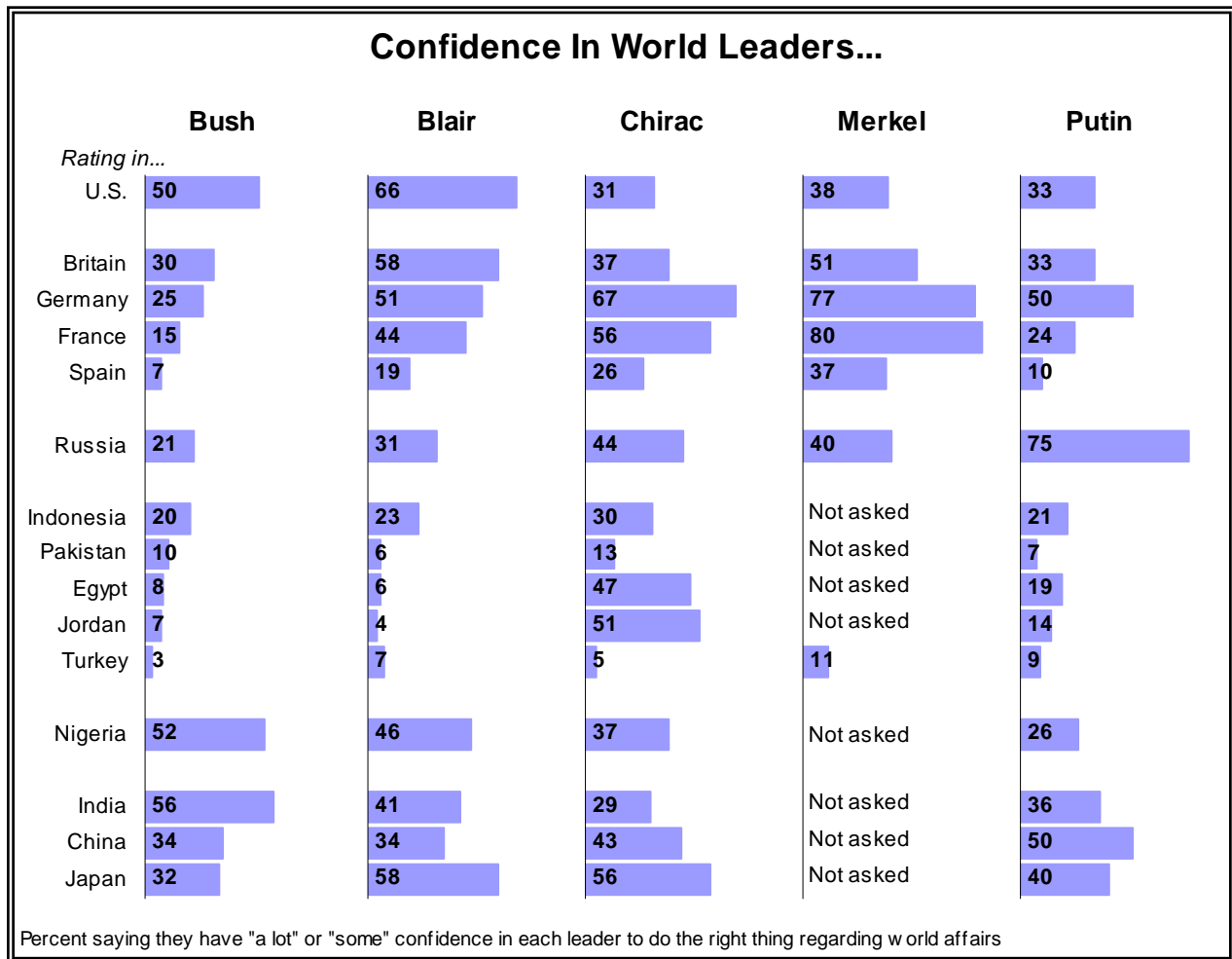
***Bush Even Less Popular in Europe***

While the past year has been a difficult one for President Bush domestically, his troubles are also reflected in international public opinion. Confidence in Bush to do the right thing in world affairs has dropped in seven of the 11 countries where trend data from 2005 is available. Opinion of Bush has continued to decline in European countries, while Muslims publics remain strongly opposed to the American president. At 3%, Turkey now registers the lowest level of confidence in President Bush. The country with the largest drop in confidence for Bush over the last year, however, is the U.S.; 62% had a lot or some confidence in Bush last year, compared to 50% this year.

Bush receives relatively low marks compared to the other European leaders tested on the survey – Great Britain’s Tony Blair, France’s Jacque Chirac, Germany’s Angela Merkel, and Russia’s Vladimir Putin – although there are some exceptions. For example, Bush is the highest rated leader in India and Nigeria. In the latter, Bush’s popularity is overwhelmingly driven by the country’s Christian population (82% a lot or some

<b>In Europe, Confidence in Bush Falls Further</b>				
	<i>% with a lot/some confidence in Bush's international leadership</i>			
	<u>2001</u>	<u>2003</u>	<u>2005</u>	<u>2006</u>
	%	%	%	%
United States	--	78	62	50
Great Britain	30	51	37	30
Germany	51	33	30	25
France	20	20	25	15
Spain	--	26	18	7
Russia	--	8	28	21
Indonesia	--	8	20	20
Pakistan	--	5	10	10
Jordan	--	1	1	7
Egypt	--	--	--	8
Turkey	--	8	8	3
Nigeria	--	50	--	52
India	--	--	54	56
China	--	--	--	34
Japan	--	--	--	32

confidence among Christians, 19% among Muslims).



Tony Blair remains extremely popular among the American people, as two-in-three have confidence that he will do the right thing in world affairs. Despite being a left-of-center political figure in Britain, Blair is especially popular among Republicans (88% a lot or some confidence), although majorities of Democrats (55%) and independents (63%) also have confidence in the British prime minister. However, Americans place little trust in either Chirac or Putin. Meanwhile, despite two trips to the U.S. since her election as Germany's first female chancellor, a plurality (39%) of Americans declined to offer an opinion of Merkel. Among Germans, however, she is extremely popular – 77% of Germans have confidence in her ability to handle international affairs.

### *Waning Support for the War on Terrorism*

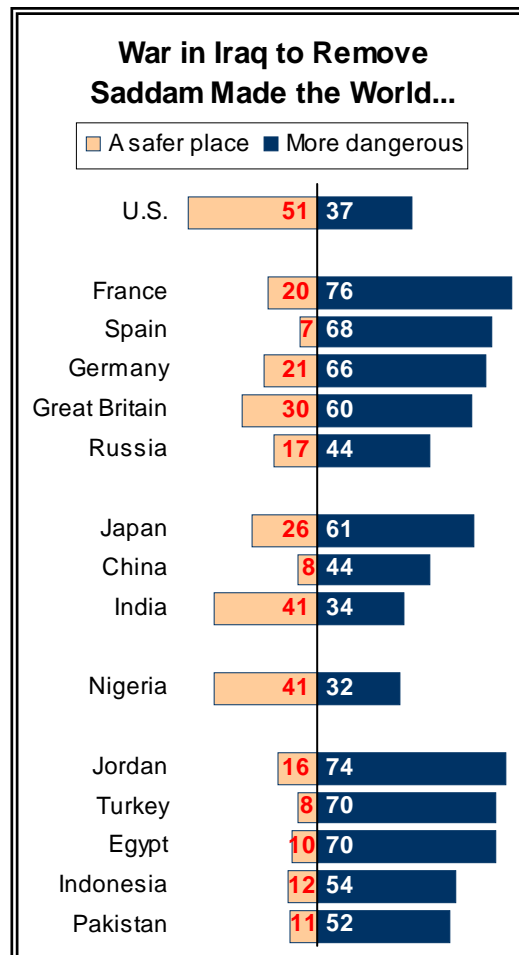
Nearly five years after the Sept. 11, 2001 attacks, international support for the U.S.-led war on terrorism continues to wane. Outside of the U.S. only two countries – India and Russia – register majority support for the war on terror, and it remains particularly unpopular in predominantly Muslim countries, although support has risen eight points since last year among Pakistanis, whose government is a key partner in efforts to combat Al Qaeda. Among several of America’s traditional allies, support has fallen steeply since 2002, and it has virtually collapsed in two countries, Spain and Japan. In the former, the percentage who favor U.S. efforts against terrorism now stands at 19%, down from 63% in 2003, while among Japanese it has tumbled from 61% in 2002 to 26% today.

	2002	2003	2004	2005	2006
	%	%	%	%	%
Britain	69	63	63	51	49
France	75	60	50	51	43
Germany	70	60	55	50	47
Spain	--	63	--	26	19
Russia	73	51	73	55	52
Jordan	13	2	12	12	16
Indonesia	31	23	--	50	39
Egypt	--	--	--	--	10
Pakistan	20	16	16	22	30
Turkey	30	22	37	17	14
Nigeria	--	60	--	--	49
Japan	61	--	--	--	26
India	65	--	--	52	65
China	--	--	--	--	19

### *Ongoing Concerns About Iraq*

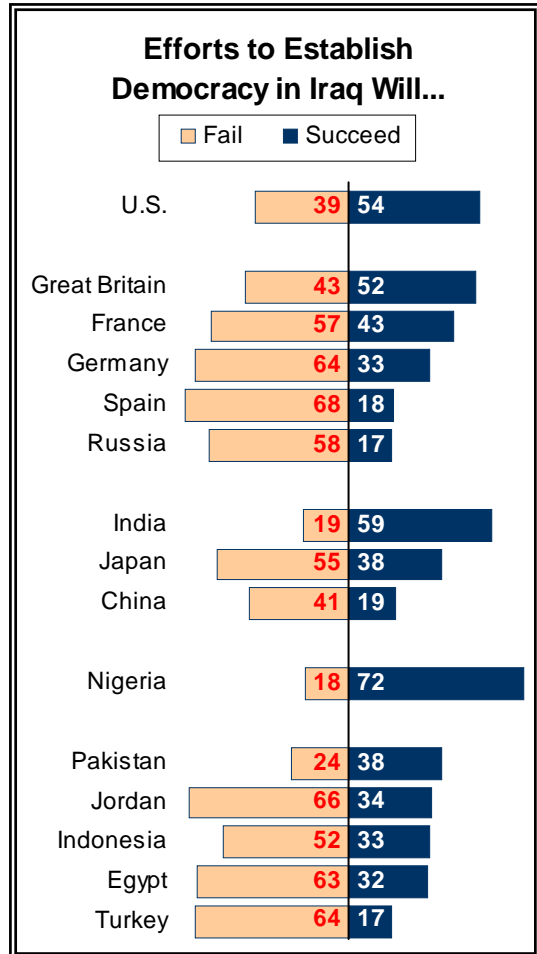
As was true last year, publics from a variety of regions believe the war in Iraq has generated more instability in the world. In ten of fifteen countries, a majority say the war has made the world more dangerous. The French public is the most likely to believe this, followed by Jordan, Turkey, and Egypt. Meanwhile, the U.S. is the only country in which a majority – although a narrow one (51%) – believes the war has made the world a safer place, although pluralities in India and Nigeria also think the war has made the world safer.

International opinion on the future of Iraq is generally gloomy. Majorities in most countries surveyed believe that efforts to establish a stable democratic government in Iraq will ultimately fail. Pessimism is strongest in Spain, Turkey, Germany, Jordan, and Egypt – in all five countries, more than six-in-ten respondents believe efforts to establish democracy will definitely or probably fail.



However, a narrow majority in Great Britain, the country with the second largest military contingent in Iraq, believe these efforts will ultimately succeed. Even greater numbers of Indians and Nigerians believe democracy will be established in Iraq.

American public opinion also tends to be somewhat optimistic about the future of Iraq, with 54% saying efforts to establish a stable democratic government will be successful, up from 49% in March of this year, but down from 60% in July 2005. Views on this issue are driven at least in part by party affiliation – 76% of Republicans believe the war will end in success, compared with only 39% of Democrats and 52% of independents.



## II. IRAN AND THE NUCLEAR QUESTION

Beyond the immediate issue of Iran’s nuclear program, there is widespread sentiment – especially in the West – that countries that do not have nuclear weapons should be prevented from developing them. Overwhelming majorities in Germany (91%), Japan (87%) and France (85%) say non-nuclear countries should be prevented from developing nuclear weapons. Roughly three-quarters in Great Britain (77%), the United States (74%), and Russia (73%) also say that countries that do not have nuclear weapons should be prevented from developing such weapons.

Attitudes in Muslim countries on halting nuclear weapons proliferation divide along about the same lines as opinions on Iran’s nuclear program. A narrow majority in Jordan (53%), 50% of Pakistanis, and 44% of Egyptians say non-nuclear countries should not be stopped in their attempts to develop nuclear weapons; comparable percentages in all three countries say they favor Iran acquiring nuclear weapons.

Most Indonesians (61%) and Turks (58%) say countries that do not possess nuclear weapons should be prevented from developing them. Majorities in these countries also expressed opposition to Iran’s acquisition of nuclear weapons.

	<u>Yes</u> %	<u>No</u> %	<u>DK</u> %
United States	74	19	8
Germany	91	7	2
France	85	15	*
Spain	84	10	6
Great Britain	77	17	7
Russia	73	19	8
Indonesia	61	30	10
Turkey	58	26	16
Egypt	41	44	14
Jordan	32	53	16
Pakistan	31	50	19
Nigeria	65	30	5
Japan	87	10	3
India	51	35	14
China	49	22	29

### *Divided Over Iran*

Publics in Muslim and non-Muslim countries have deeply divided opinions about Iran – its nuclear program, its government, even the country itself. Solid majorities in four of the five predominantly Muslim countries express favorable opinions of Iran. In contrast, large majorities in most major industrialized countries – as well as pluralities in India and China – view Iran negatively.

More than three-quarters of Indonesians (77%) and nearly as many Pakistanis (72%) have favorable opinions of Iran. Smaller majorities in Egypt (59%) and Turkey (53%) also express positive views. Jordan is the only Muslim country surveyed where the public is divided – 49% express positive opinions of Iran and 51% negative ones.

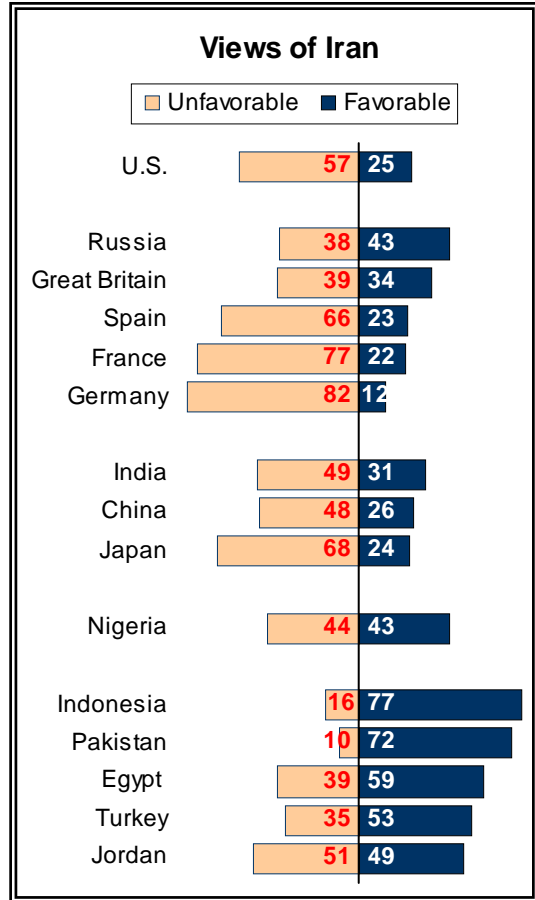
Nigerians’ views of Iran underscore the divide over Iran between Muslims and non-Muslims. Overall opinion in Nigeria, where Muslims constitute about half the population, is



evenly split (43% favorable/44% unfavorable). However, there are huge differences between the country's Muslim and Christian populations; more than three-quarters of Nigeria's Muslims (78%) express favorable views of Iran, compared with just 10% of Nigerian Christians.

In three of four Western European countries surveyed – Germany, France and Spain – two-thirds or more express negative opinions of Iran. The lone exception is Great Britain, where unfavorable opinions of Iran outnumber favorable ones by a slight margin (39%-34%).

Most Americans (57%) view Iran negatively, though the percentage expressing unfavorable opinions has fallen significantly from the recent past. In a February 2006 survey by the Gallup Organization 86% had an unfavorable view of Iran; that is fairly consistent with findings from Gallup surveys dating to 2002.



**Little Confidence in Ahmadinejad**

While publics in most Muslim countries have high regard for the country of Iran, they voice more negative opinions of its president. Roughly two-thirds in both Egypt (68%) and Jordan (65%) say they have little or no confidence in Iranian President Mahmoud Ahmadinejad to “do the right thing” in world affairs. In Turkey, 41% say they have no confidence in the Ahmadinejad, while only a quarter of Turks say they have a lot or some confidence in the Iranian president.

Indonesia (48%) and Nigeria (40%) are the only countries surveyed where pluralities say they have at least some confidence in Ahmadinejad. In Nigeria, views of the Iranian leader – like those of the country itself – are split along religious lines. While 69% of

	A lot/		Not too	
	Some	much	None	DK
	%	%	%	%
Great Britain	16	21	39	24
France	11	28	57	4
Germany	11	18	60	10
Spain	4	16	53	27
Russia	15	26	18	42
Indonesia	48	19	4	29
Pakistan	32	8	17	44
Egypt	26	42	25	7
Turkey	25	8	41	26
Jordan	22	43	27	9
Nigeria	40	16	21	23

\*Confidence in Iranian President Mahmoud Ahmadinejad to do the right thing regarding world affairs. This question was not asked in the United States, India, Japan or China.

Nigeria's Muslims say they have confidence in Iran's president, just 13% of the country's Christians share that view.

Western Europeans express even less confidence in Ahmadinejad than do the publics of Muslim countries. Majorities in Germany (60%), France (57%) and Spain (53%) say they have no confidence in the Iranian leader. Opinion of Iran's president is less negative in Great Britain; still, 39% say they have no confidence and 21% not too much confidence in Ahmadinejad.

**More See Iran as Danger**

An increasing number in the U.S., as well as in Western Europe and Russia, believe that the government of Iran represents a danger to Mideast stability and world peace. Nearly half of Americans (46%) now say that the Iranian government poses a great danger to global peace; three years ago, just 26% expressed this opinion.

The shift has been even more dramatic among Western European publics; 51% of Germans believe the current government in Tehran is a great danger to world peace, up from 18% in May 2003. In Spain, France and Great Britain, the percentage of people who see Iran as a great danger has roughly tripled compared with three years ago.

Fewer Russians than Americans or Western Europeans think the government of Iran represents a serious danger (20%). However, about half of Russians (52%) say Iran poses a great or at least a moderate danger to regional stability and world peace. In May 2003, just 17% of Russians thought that Iran represented at least a moderate danger.

Iran's government is viewed as far less dangerous by publics in the predominantly Muslim countries surveyed. Nonetheless, 19% of Jordanians say the government of Iran represents a great danger – and 25% a moderate danger – to stability in the Middle East and world peace; in May 2003, just 16% viewed Iran as a great or moderate danger. Opinion on this issue has been more stable in Turkey, Indonesia, and Pakistan. In

	Great danger	Moderate danger	Small or No danger	DK
	%	%	%	%
<b>United States</b>	<b>46</b>	<b>34</b>	<b>11</b>	<b>9</b>
May 2003	26	45	21	8
<b>Germany</b>	<b>51</b>	<b>34</b>	<b>10</b>	<b>5</b>
May 2003	18	47	28	8
<b>Spain</b>	<b>38</b>	<b>26</b>	<b>18</b>	<b>18</b>
May 2003	11	31	38	20
<b>Great Britain</b>	<b>34</b>	<b>36</b>	<b>16</b>	<b>14</b>
May 2003	11	43	34	12
<b>France</b>	<b>31</b>	<b>47</b>	<b>21</b>	<b>1</b>
May 2003	11	37	48	4
<b>Russia</b>	<b>20</b>	<b>32</b>	<b>26</b>	<b>22</b>
May 2003	8	9	50	33
<b>Japan</b>	<b>29</b>	<b>41</b>	<b>26</b>	<b>5</b>
<b>China</b>	<b>22</b>	<b>28</b>	<b>18</b>	<b>33</b>
<b>India</b>	<b>8</b>	<b>21</b>	<b>35</b>	<b>36</b>
<b>Nigeria</b>	<b>15</b>	<b>23</b>	<b>39</b>	<b>23</b>
May 2003	24	17	47	13
<b>Jordan</b>	<b>19</b>	<b>25</b>	<b>56</b>	<b>1</b>
May 2003	6	10	66	18
<b>Turkey</b>	<b>16</b>	<b>19</b>	<b>38</b>	<b>27</b>
May 2003	11	17	50	22
<b>Egypt</b>	<b>14</b>	<b>20</b>	<b>61</b>	<b>4</b>
<b>Indonesia</b>	<b>7</b>	<b>29</b>	<b>52</b>	<b>13</b>
May 2003	9	18	63	10
<b>Pakistan</b>	<b>4</b>	<b>12</b>	<b>37</b>	<b>47</b>
May 2003	3	6	57	34

each of these countries, as well as in Egypt, no more than about a third believes that the Iranian government poses a great or moderate danger to peace and stability.

***Iran’s Nuclear Goal – Weapons***

In the Middle East and major industrialized countries, overwhelming numbers of citizens say they have heard of the dispute over Iran’s nuclear program. But this is not the case in other countries. A majority in China (54%) has not heard of the issue, and substantial minorities in Pakistan (45%), Indonesia (41%), and Nigeria (40%) also are unaware of the Iran nuclear controversy.

The dominant opinion among those who have heard about the nuclear dispute – in Muslim and non-Muslim countries alike – is that Iran wants to develop nuclear weapons, either as its sole objective or along with developing nuclear energy.

In major industrialized countries, with the exception of Great Britain, large majorities express the opinion that the goal of Iran’s nuclear program is nuclear weapons; relatively few volunteer that Tehran has the dual goals of weapons and energy. The idea that Iran seeks both weapons and energy is a much more prevalent view in other countries. In Egypt, 30% think that Iran’s aim is nuclear weapons, while about as many (28%) think the goal of its nuclear program is both weapons and energy. Relatively high percentages in Jordan and Turkey (28% in each) also volunteer that Iran wants to develop both weapons and energy from its nuclear program.

	<u>Nuclear weapons</u> %	<u>Nuclear energy</u> %	<u>Both (VOL)</u> %	<u>DK</u> %
United States	72	9	10	9
France	74	20	5	1
Germany	71	16	7	7
Spain	65	10	14	11
Great Britain	49	21	14	17
Russia	44	20	27	10
Turkey	38	21	28	13
Jordan	38	24	28	10
Indonesia	33	44	18	4
Egypt	30	32	28	9
Pakistan	26	30	23	21
Nigeria	53	23	16	8
Japan	72	16	8	4
India	40	37	13	10
China	36	25	19	20

\* Based on those who have heard about the dispute over Iran’s nuclear program.

More than four-in-ten Indonesians (44%) say the goal of Iran’s nuclear program is energy – the highest percentage of the 15 nations surveyed. Still, somewhat more Indonesians (a combined 51%) say Iran’s goal is either to develop nuclear weapons (33%), or volunteer that it wants both weapons and energy (18%).

### **What Would Iran Do?**

There is no consensus about what Iran would be likely to do if it in fact develops nuclear weapons. But Americans and Western Europeans generally believe that two cataclysmic scenarios are likely – that Iran would provide nuclear weapons to terrorist organizations, and that it would attack Israel.

Large majorities in the U.S. and Western Europe, as well as about half of Japanese (52%), say that if Iran develops nuclear weapons it would be likely to provide them to terrorist groups. An Iranian attack on Israel also is viewed as likely by most Americans and Western Europeans.

The publics in predominantly Muslim countries mostly believe a nuclear-armed Iran would use such weapons for defensive purposes only. Fully 80% of Indonesians and smaller majorities in other Muslim countries say Iran is likely to use nuclear weapons only in its own defense. In addition, relatively small minorities in all five Muslim countries surveyed feel that Iran is likely to pass along nuclear weapons to terrorists.

	<b>What If Iran Develops Nuclear Weapons?</b>				
	<b>Percent saying Iran is likely to:</b>				
	Give weapons to terrorists	Use them only defensively	-----To attack----- Israel	US or Europe	Muslim nations
	%	%	%	%	%
United States	80	24	74	63	60
France	78	54	63	48	51
Germany	71	35	65	53	40
Great Britain	64	37	53	48	40
Spain	62	33	60	66	40
Russia	53	72	37	46	26
Turkey	36	55	51	48	29
Indonesia	23	80	49	50	11
Jordan	19	67	65	51	20
Egypt	17	57	61	43	15
Pakistan	7	55	13	19	9
Nigeria	49	37	45	55	15
Japan	52	25	43	36	39
India	33	43	35	36	24
China	29	55	31	34	20

At the same time, however, more than six-in-ten in Jordan (65%) and Egypt (61%) say that if Iran develops nuclear weapons, it would be likely to attack Israel; about half of Turks (51%) and Indonesians (49%) agree. And in Jordan and Egypt, in particular, sizable minorities favor Iran actually acquiring nuclear weapons (45% and 44%, respectively).

There also is a widespread belief, in Muslim and non-Muslim countries alike, that a nuclear-armed Iran is likely to attack the United States or European nations. Two-thirds of Spaniards (66%) and nearly as many Americans (63%) say such an attack is likely. Roughly half of the respondents in France, Germany and Britain – as well as in Turkey, Indonesia and Jordan – say an attack by Iran on the U.S. or Europe is likely.

In both Pakistan and China, relatively large percentages declined to offer opinions on possible actions by Iran, if it were to develop nuclear weapons. In each country, just 37% have

heard of the dispute over Iran's nuclear program; that is by far the lowest level of awareness among the 15 countries surveyed.

### III. GLOBAL CONCERNS AND ISSUES

Public attentiveness to major global events and issues is typically higher in major industrialized countries than in less developed countries. But awareness of news developments varies widely, by country and by issue.

The German public consistently expresses broad familiarity with events and issues. While attention to reports of abuses at Abu Ghraib and Guantanamo is high across all major industrialized countries, nearly every German interviewed (98%) says they have heard of the prison abuse. That compares with about 90% in other Western European countries and Japan, and 76% in the U.S.

Among Muslim publics, sizable majorities in Egypt (80%), Jordan (79%), and Turkey (68%) have heard of the prison abuse reports. But public attentiveness is far lower in Indonesia (28%) and Pakistan (21%).

For the most part, Americans are significantly less aware of events and issues than are the publics in Germany and other major industrialized countries. And as is typically the case with news interest among Americans, there are significant gender and age differences in attentiveness. For instance, 83% of men say they have heard of the abuse reports at Abu Ghraib and Guantanamo, compared with 69% of women. Just 57% of young people under age 30 have heard of these reports; in other age categories, 75% or more have heard of the prison abuse reports.

<i>% saying 'heard of'...</i>	<u>Germany</u> %	<u>US</u> %	<u>China</u> %	<u>Pakistan</u> %
Abu Ghraib and Guantanamo	98	76	38	21
Global warming	95	91	78	12
Iran nuclear dispute	91	83	37	37
Hamas election victory	85	58	27	20
U.S. earthquake aid to Pakistan	66	69	31	85

The Chinese public is broadly aware of the bird flu (93%) and global warming (78%) but not of events in the Middle East. Only about four-in-ten Chinese say they have heard of reports of abuse at Abu Ghraib and Guantanamo (38%) and the Iran nuclear dispute (37%), and even fewer have heard of the Hamas Party's victory in the Palestinian election (27%).

Pakistanis show little familiarity with global and even some regional developments. Just 12% of Pakistanis say they have heard of global warming, and only 37% are aware of the nuclear dispute in neighboring Iran. But one recent development that has drawn broad interest in Pakistan – aside from bird flu – is the U.S. aid program for the country in response to last fall's

earthquake. Fully 85% of Pakistanis have heard of the American assistance program. That compares with 69% of Americans and nearly as many Germans (66%).

**Global Warming**

Americans express relatively little concern over global warming, especially when compared with publics of other major nations. Barely half of the Americans who have heard of global warming say they personally worry about the issue a great deal (19%) or a fair amount (34%). Nearly as many say they worry only a little (26%) or not at all (21%).

The Japanese express the highest level of concern over global warming among the publics of major industrialized nations. Fully 66% of Japanese say they worry about this a great deal, while another 27% say they worry a fair amount. In France, a combined 87% express a great deal (46%) or fair amount (41%) of concern. Roughly the same percentage in Spain (85%) says they worry at least a fair amount about global warming. Smaller percentages in Great Britain (67%) and Germany (64%) voice significant concern about global warming.

The American public is deeply divided politically in concerns over global warming. Only about a third of Republicans (34%) say they worry a great deal (10%) or a fair amount (24%) over global warming, based on those who have heard about the issue. About two-thirds of Democrats (66%) and 57% of independents express at least a fair amount of concern over global warming. Roughly four-in-ten white evangelical Protestants (41%) express have at least a fair amount of concern about global warming; that compares with 53% of white mainline Protestants, and 64% of seculars.

<b>Global Warming Concerns Divide Allies*...</b>		
	<i>Personally worry...</i>	
	<u>Great deal/ fair amount</u>	<u>Little/ not at all</u>
	%	%
Japan	93	7
France	87	14
Spain	85	14
Great Britain	67	32
Germany	64	36
United States	53	47
<b>And the American Public*</b>		
<i>In the U.S....</i>	%	%
Republican	34	65
Democrat	66	32
Independent	57	42
* Based on those who have heard about global warming		

### *More Sympathy for Israel*

In past Global Attitudes surveys, the American public's strong pro-Israel stance set it apart from other countries. But that has changed as Germans, in particular, have become much more sympathetic to Israel in its dispute with the Palestinians.

Nearly four-in-ten Germans (37%) say they sympathize with Israel in the Mideast conflict compared with 18% who sympathize with the Palestinians. In March 2004, Germans' sympathies were evenly divided (24% Israel, 24% Palestinians).

The French also have become more sympathetic to Israel. Four years ago, French respondents sympathized with the Palestinians over Israel by roughly two-to-one (36% to 19%). Today, identical percentages sympathize with each side in the Israel-Palestinian dispute.

Among Western European countries, the Spanish stand out for their strong support for the Palestinians. Roughly a third of Spanish (32%) say they sympathize more with the Palestinians, compared with just 9% who feel more sympathetically to Israel.

The Muslim publics surveyed continue to overwhelmingly side with the Palestinians. Turks sympathize with the Palestinians over Israel by 63% to 5%, which reflects almost no change since 2004. And virtually all Jordanians and Egyptians (97% each) say they sympathize with the Palestinians.

	Israel	Palestinians	(Vol) Both	(Vol) Neither	DK
	%	%	%	%	%
United States	48	13	4	14	21
Germany	37	18	4	31	11
Great Britain	24	29	5	22	19
France	38	38	9	12	4
Spain	9	32	16	34	9
Russia	21	16	12	37	14
China	7	23	12	15	42
Japan	25	23	8	29	16
India	20	22	19	11	27
Nigeria	29	35	18	6	12
Indonesia	4	72	5	12	7
Egypt	2	97	1	*	*
Jordan	1	97	1	1	*
Turkey	5	63	2	16	14
Pakistan	6	59	7	6	23

	Sympathize more with...	
	Israel	Palestinians
	%	%
<b>U.S.</b>	<b>48</b>	<b>13</b>
2004	46	12
2002	41	13
<b>France</b>	<b>38</b>	<b>38</b>
2004	20	28
2002	19	36
<b>Germany</b>	<b>37</b>	<b>18</b>
2004	24	24
2002	24	26
<b>Britain</b>	<b>24</b>	<b>29</b>
2004	22	28
2002	17	28



### ***U.N. Ratings***

In most countries, opinions of the United Nations have been stable in recent years. But the publics in Turkey and Russia, in particular, have grown more negative toward the world body.

Just 29% of Turks express favorable opinions of the U.N., down from 51% in March 2004. Fewer Russians also feel favorably toward the U.N.; 49% now, compared with 60% in March 2004. Positive ratings of the U.N. also have declined somewhat in Great Britain since 2004 – from 74% to 65%.

The American public's view of the U.N. has been falling for several years. As recently as September 2001, before the Sept. 11 terrorist attacks, 77% expressed a favorable opinion of the United Nations; today, just 51% do, although that represents a slight improvement from last fall (48% in October 2005).

Opinions of the U.N. in the Muslim countries surveyed vary widely. More than three-quarters of Indonesians (78%) express positive views of the U.N., but Egyptians are almost evenly divided (49% favorable/51% unfavorable). The U.N.'s image in Turkey has plummeted, but positive views of this institution have increased modestly in Jordan (to 30% from 21% in 2004) and Pakistan (to 42% from 35%).

	Fav %	Unfav %	DK %
<b>U.S.</b>	<b>51</b>	<b>38</b>	<b>11</b>
2005	48	39	
<b>France</b>	<b>72</b>	<b>28</b>	*
2004	67	30	3
<b>Germany</b>	<b>68</b>	<b>25</b>	<b>7</b>
2004	71	23	6
<b>Britain</b>	<b>65</b>	<b>23</b>	<b>11</b>
2004	74	18	7
<b>Spain</b>	<b>60</b>	<b>30</b>	<b>10</b>
<b>Russia</b>	<b>49</b>	<b>29</b>	<b>22</b>
2004	60	18	21
<b>Indonesia</b>	<b>78</b>	<b>18</b>	<b>4</b>
<b>Egypt</b>	<b>49</b>	<b>51</b>	*
<b>Pakistan</b>	<b>42</b>	<b>22</b>	<b>36</b>
2004	35	27	38
<b>Jordan</b>	<b>30</b>	<b>69</b>	<b>1</b>
2004	21	73	6
<b>Turkey</b>	<b>29</b>	<b>51</b>	<b>20</b>
2004	51	35	14
<b>Nigeria</b>	<b>68</b>	<b>26</b>	<b>7</b>
<b>Japan</b>	<b>56</b>	<b>36</b>	<b>7</b>
<b>China</b>	<b>53</b>	<b>25</b>	<b>22</b>
<b>India</b>	<b>39</b>	<b>35</b>	<b>26</b>

### ***Dubai Ports Debate***

The controversy earlier this year over an Arab-owned company possibly running U.S. ports stirred considerable public anger in the U.S. But it did not resonate widely in predominantly Muslim countries. Just 45% in Egypt, 36% in Jordan, and significantly smaller numbers in other Muslim countries, say they have heard of the ports debate.

However, Muslims who have been following the debate largely believe that American opposition to the ports deal reflected prejudice against Arabs, rather than reasonable concerns over port security. By 69%-13%, Egyptians feel U.S. opposition to the ports proposal was based on prejudice rather than reasonable security concerns, and opinion is comparable in Jordan (72% prejudice/23% reasonable concerns).

## Methodological Appendix

### ***ABOUT THE 2006 GLOBAL ATTITUDES SURVEY***

Results for the survey are based on telephone and face-to-face interviews conducted under the direction of Princeton Survey Research Associates International. All surveys are based on national samples except in China, India, and Pakistan, where the sample was disproportionately or exclusively urban.

The table below shows the margin of sampling error based on all interviews conducted in that country. For results based on the full sample in a given country, one can say with 95% confidence that the error attributable to sampling and other random effects is plus or minus the margin of error. In addition to sampling error, one should bear in mind that question wording and practical difficulties in conducting surveys can introduce error or bias into the findings of opinion polls.

Country: **Great Britain**  
 Sample design: Probability  
 Mode: Telephone adults 18 plus  
 Languages: English, Urdu, and Arabic  
 Fieldwork dates: April 4-26, 2006  
 Sample size: 902 including a 412 Muslim oversample; sample is weighted to be representative of the general population  
 Margin of Error: 6%  
 Representative: Telephone households

Country: **China**  
 Sample design: Probability sample in six cities and surrounding rural areas – Shanghai, Beijing, Guangzhou, Xinxiang, Jinzhong, and Luzhou  
 Mode: Face-to-face adults 18 to 60  
 Languages: Chinese (dialects: Mandarin, Beijinese, Cantonese, Sichun, Hubei, Dongbei, Shanghaiese)  
 Fieldwork dates: April 7-18, 2006  
 Sample size: 2180  
 Margin of Error: 2%  
 Representative: Disproportionately urban

Country: **Egypt**  
 Sample design: Probability  
 Mode: Face-to-face adults 18 plus  
 Languages: Arabic  
 Fieldwork dates: April 5-27, 2006  
 Sample size: 1000  
 Margin of Error: 3%  
 Representative: Adult population

Country: **France**  
 Sample design: Quota  
 Mode: Telephone adults 18 plus  
 Languages: French  
 Fieldwork dates: April 5-19, 2006  
 Sample size: 905 including a 400 Muslim oversample; sample is weighted to be representative of the general population  
 Margin of Error: 4%  
 Representative: Telephone households

Country: **Germany**  
 Sample design: Probability  
 Mode: Telephone adults 18 plus  
 Languages: German and Turkish  
 Fieldwork dates: April 5-27, 2006  
 Sample size: 902 including a 413 Muslim oversample; sample is weighted to be representative of the general population  
 Margin of Error: 6%  
 Representative: Telephone households

Country: **India**  
 Sample design: Probability  
 Mode: Face-to-face adults 18-64  
 Languages: Hindi, Gujarati, Tamil, Kannada, Bengali  
 Fieldwork dates: April 15-May 3, 2006  
 Sample size: 2029  
 Margin of Error: 2%  
 Representative: Urban only

Country: **Indonesia**  
Sample design: Probability  
Mode: Face-to-face adults 18 plus  
Languages: Bahasa Indonesia  
Fieldwork dates: April 8-30, 2006  
Sample size: 1022  
Margin of Error: 3%  
Representative: Eighteen provinces representing 87% of population

Country: **Japan**  
Sample design: Probability  
Mode: Telephone adults 18 plus  
Languages: Japanese  
Fieldwork dates: March 31-April 21, 2006  
Sample size: 500  
Margin of Error: 4%  
Representative: Telephone households

Country: **Jordan**  
Sample design: Probability  
Mode: Face-to-face adults 18 plus  
Languages: Arabic  
Fieldwork dates: April 5-27, 2006  
Sample size: 1000  
Margin of Error: 3%  
Representative: Adult population

Country: **Nigeria**  
Sample design: Probability  
Mode: Face-to-face adults 18 plus  
Languages: Yoruba, Igbo, Hausa, and English  
Fieldwork dates: April 20-29, 2006  
Sample size: 1000  
Margin of Error: 3%  
Representative: Adult population

Country: **Pakistan**  
Sample design: Probability  
Mode: Face-to-face adults 18 plus  
Languages: Urdu  
Fieldwork dates: April 7-28, 2006  
Sample size: 1277  
Margin of Error: 3%  
Representative: Disproportionately urban

Country: **Russia**  
Sample design: Probability  
Mode: Face-to-face adults 18 plus  
Languages: Russian  
Fieldwork dates: April 6-16, 2006  
Sample size: 1000  
Margin of Error: 3%  
Representative: Adult population

Country: **Spain**  
Sample design: Probability  
Mode: Face-to-face adults 18 plus  
Languages: Spanish and Arabic  
Fieldwork dates: April 7-May 4, 2006  
Sample size: 979 including a 402 Muslim oversample; sample is weighted to be representative of the general population  
Margin of Error: 4%  
Representative: Adult population

Country: **Turkey**  
Sample design: Probability  
Mode: Face-to-face adults 18 plus  
Languages: Turkish  
Fieldwork dates: April 1-25, 2006  
Sample size: 1013  
Margin of Error: 3%  
Representative: Adult population

Country: **United States**  
Sample design: Probability  
Mode: Telephone adults 18 plus  
Languages: English  
Fieldwork dates: May 2-14, 2006  
Sample size: 1001  
Margin of Error: 3%  
Representative: Telephone households in continental U.S.

**Pew Research Center**  
***Pew Global Attitudes Project: Spring 2006 Survey***  
**15 Nation Survey**  
**–FINAL TOPLINE–**

**United States – May 2-14, 2006 (N=1001)**  
**Russia – April 6-16, 2006 (N=1000)**  
**Nigeria – April 20-29, 2006 (N=1000)**  
**China – April 7-18, 2006 (N=2180)**  
**Japan – March 31 – April 21, 2006 (N=500)**  
**India – April 15 – May 3, 2006 (N=2029)**

**Turkey – April 1-25, 2006 (N=1013)**  
**Indonesia – April 8-30, 2006 (N=1022)**  
**Pakistan – April 7-28, 2006 (N=1277)**  
**Jordan – April 5-27, 2006 (N=1000)**  
**Egypt – April 5-27, 2006 (N=1000)**

**Great Britain – April 4-26, 2006 (N=902, includes N=412 Muslim oversample)<sup>2</sup>**  
**France – April 5-19, 2006 (N=905, includes N=400 Muslim oversample)**  
**Germany – April 5-27, 2006 (N=902, includes N=413 Muslim oversample)**  
**Spain – April 7 – May 4, 2006 (N=979, includes N=402 Muslim oversample)**

NOTE: Data based on national samples except in China, India, and Pakistan where the sample was disproportionately or exclusively urban. See Methodological Appendix for details.

Q.1 Now thinking about (survey country), overall, are you satisfied or dissatisfied with the way things are going in our country today?

	<u>Satisfied</u>	<u>Dissatisfied</u>	<u>Don't know/ Refused</u>
<b>United States</b>	<b>29</b>	<b>65</b>	<b>6=100</b>
<i>May, 2005</i>	39	57	4=100
<i>March, 2004</i>	39	55	6=100
<i>April 8, 2003</i>	50	41	9=100
<i>Summer, 2002</i>	41	55	4=100
<b>Great Britain</b>	<b>35</b>	<b>58</b>	<b>6=99</b>
<i>May, 2005</i>	44	51	5=100
<i>March, 2004</i>	38	58	4=100
<i>May, 2003</i>	46	49	5=100
<i>March, 2003</i>	30	63	7=100
<i>Summer, 2002</i>	32	64	4=100
<b>France</b>	<b>20</b>	<b>80</b>	<b>1=101</b>
<i>May, 2005</i>	28	71	*=99
<i>March, 2004</i>	32	68	*=100
<i>May, 2003</i>	44	56	*=100
<i>March, 2003</i>	31	67	2=100
<i>Summer, 2002</i>	32	67	1=100
<b>Germany</b>	<b>29</b>	<b>67</b>	<b>5=101</b>
<i>May, 2005</i>	25	73	2=100
<i>March, 2004</i>	20	78	2=100
<i>May, 2003</i>	25	73	2=100
<i>March, 2003</i>	18	79	3=100
<i>Summer, 2002</i>	31	66	2=99

<sup>2</sup> Data from Great Britain, France, Germany, and Spain includes the Muslim oversamples, but is weighted to be representative of the general population.

**Q.1 CONTINUED...**

	<u>Satisfied</u>	<u>Dissatisfied</u>	Don't know/ <u>Refused</u>
<b>Spain</b>	<b>50</b>	<b>46</b>	<b>4=100</b>
<i>May, 2005</i>	51	44	5=100
<i>May, 2003</i>	45	52	3=100
<i>March, 2003</i>	41	47	12=100
<b>Russia</b>	<b>32</b>	<b>62</b>	<b>7=101</b>
<i>May, 2005</i>	23	71	6=100
<i>March, 2004</i>	26	69	5=100
<i>May, 2003</i>	28	64	9=101
<i>March, 2003</i>	35	58	7=100
<i>Summer, 2002</i>	20	71	9=100
<b>Egypt</b>	<b>55</b>	<b>42</b>	<b>2=99</b>
<b>Turkey</b>	<b>40</b>	<b>56</b>	<b>4=100</b>
<i>May, 2005</i>	41	55	4=100
<i>March, 2004</i>	40	58	2=100
<i>May, 2003</i>	19	79	2=100
<i>March, 2003</i>	18	81	2=101
<i>Summer, 2002</i>	4	93	3=100
<b>Indonesia</b>	<b>26</b>	<b>73</b>	<b>1=100</b>
<i>May, 2005</i>	35	64	1=100
<i>May, 2003</i>	15	85	1=101
<i>Summer, 2002</i>	7	92	1=100
<b>India</b>	<b>31</b>	<b>67</b>	<b>1=99</b>
<i>May, 2005</i>	41	57	2=100
<i>Summer, 2002</i>	9	83	8=100
<b>Pakistan</b>	<b>35</b>	<b>58</b>	<b>7=100</b>
<i>May, 2005</i>	57	39	4=100
<i>March, 2004</i>	54	41	5=100
<i>May, 2003</i>	29	67	4=100
<i>Summer, 2002</i>	49	39	13=101
<b>Jordan</b>	<b>53</b>	<b>44</b>	<b>3=100</b>
<i>May, 2005</i>	69	30	1=100
<i>March, 2004</i>	59	30	11=100
<i>May, 2003</i>	42	56	2=100
<i>Summer, 2002</i>	21	78	1=100
<b>Nigeria (GP)<sup>3</sup></b>	<b>7</b>	<b>93</b>	<b>*=100</b>
<i>May, 2003</i>	19	80	*=99
<b>Nigeria (Christians)</b>	<b>5</b>	<b>95</b>	<b>0=100</b>
<i>May, 2003</i>	20	80	0=100
<b>Nigeria (Muslims)</b>	<b>8</b>	<b>92</b>	<b>*=100</b>
<i>May, 2003</i>	19	80	1=100
<b>China</b>	<b>81</b>	<b>13</b>	<b>6=100</b>
<i>May, 2005</i>	72	19	10=101
<i>Summer, 2002</i>	48	33	19=100
<b>Japan</b>	<b>27</b>	<b>72</b>	<b>1=100</b>
<i>Summer, 2002</i>	12	86	2=100

<sup>3</sup> The Nigeria sample includes 514 Christians and 468 Muslims. The general population sample is weighted to reflect the demographic characteristics of the population.

Q.2 Please tell me if you have a very favorable, somewhat favorable, somewhat unfavorable, or very unfavorable opinion of (INSERT)? [READ ITEMS a. AND b. FIRST, FOLLOWED BY ROTATING ITEMS c. THRU k.]

	--- FAVORABLE ---			--- UNFAVORABLE ---			Don't know/ Refused
	<u>Total</u>	<u>Very</u>	<u>Some what</u>	<u>Total</u>	<u>Very</u>	<u>Some what</u>	
a. The United States							
<b>United States</b>	<b>77</b>	<b>49</b>	<b>28</b>	<b>17</b>	<b>7</b>	<b>10</b>	<b>5=99</b>
<i>May, 2005</i>	83	50	33	14	4	10	3=100
<b>Great Britain</b>	<b>56</b>	<b>11</b>	<b>45</b>	<b>33</b>	<b>13</b>	<b>20</b>	<b>11=100</b>
<i>May, 2005</i>	55	13	42	38	11	27	7=100
<i>March, 2004</i>	58	15	43	34	10	24	8=100
<i>May, 2003</i>	70	18	52	26	12	14	5=101
<i>March, 2003</i>	48	14	34	40	16	24	11=99
<i>Summer, 2002</i>	75	27	48	16	4	12	9=100
<b>France</b>	<b>39</b>	<b>2</b>	<b>37</b>	<b>60</b>	<b>17</b>	<b>43</b>	<b>1=100</b>
<i>May, 2005</i>	43	3	40	57	15	42	*=100
<i>March, 2004</i>	37	6	31	62	20	42	1=100
<i>May, 2003</i>	43	9	34	57	19	38	*=100
<i>March, 2003</i>	31	6	25	67	22	45	2=100
<i>Summer, 2002</i>	63	9	54	34	8	26	2=99
<b>Germany</b>	<b>37</b>	<b>2</b>	<b>35</b>	<b>60</b>	<b>14</b>	<b>46</b>	<b>3=100</b>
<i>May, 2005</i>	41	4	37	54	10	44	5=100
<i>March, 2004</i>	38	3	35	59	10	49	3=100
<i>May, 2003</i>	45	6	39	54	12	42	1=100
<i>March, 2003</i>	25	4	21	71	30	41	4=100
<i>Summer, 2002</i>	61	9	52	35	4	31	4=100
<b>Spain</b>	<b>23</b>	<b>4</b>	<b>19</b>	<b>73</b>	<b>36</b>	<b>37</b>	<b>5=101</b>
<i>May, 2005</i>	41	14	27	50	16	34	9=100
<i>May, 2003</i>	38	8	30	56	27	29	6=100
<i>March, 2003</i>	14	3	11	74	39	35	12=100
<b>Russia</b>	<b>43</b>	<b>9</b>	<b>34</b>	<b>47</b>	<b>19</b>	<b>28</b>	<b>10=100</b>
<i>May, 2005</i>	52	9	43	40	10	30	8=100
<i>March, 2004</i>	47	9	38	44	15	29	10=101
<i>May, 2003</i>	36	11	25	55	23	32	9=100
<i>March, 2003</i>	28	4	24	68	25	43	4=100
<i>Summer, 2002</i>	61	8	53	33	6	27	6=100
<b>Egypt</b>	<b>30</b>	<b>5</b>	<b>25</b>	<b>69</b>	<b>36</b>	<b>33</b>	<b>1=100</b>
<b>Turkey</b>	<b>12</b>	<b>2</b>	<b>10</b>	<b>76</b>	<b>67</b>	<b>9</b>	<b>12=100</b>
<i>May, 2005</i>	23	4	19	67	54	13	10=100
<i>March, 2004</i>	30	6	24	63	45	18	7=100
<i>May, 2003</i>	15	2	13	83	68	15	3=101
<i>March, 2003</i>	12	3	9	84	67	17	5=101
<i>Summer, 2002</i>	30	6	24	55	42	13	15=100

**Q.2 CONTINUED...**

--- FAVORABLE ---

--- UNFAVORABLE ---

	<u>Total</u>	<u>Very</u>	<u>Some</u> <u>what</u>	<u>Total</u>	<u>Very</u>	<u>Some</u> <u>what</u>	Don't know/ <u>Refused</u>
<b>Indonesia</b>	<b>30</b>	<b>7</b>	<b>23</b>	<b>67</b>	<b>25</b>	<b>42</b>	<b>4=101</b>
<i>May, 2005</i>	38	6	32	57	17	40	5=100
<i>May, 2003</i>	15	2	13	83	48	35	1=99
<i>Summer, 2002</i>	61	5	56	36	9	27	3=100
<b>India</b>	<b>56</b>	<b>18</b>	<b>38</b>	<b>28</b>	<b>14</b>	<b>14</b>	<b>16=100</b>
<i>May, 2005</i>	71	29	42	17	9	8	12=100
<i>Summer, 2002</i>	54	22	32	27	16	11	19=100
<b>Pakistan</b>	<b>27</b>	<b>7</b>	<b>20</b>	<b>56</b>	<b>42</b>	<b>14</b>	<b>17=100</b>
<i>May, 2005</i>	23	6	17	60	48	12	17=100
<i>March, 2004</i>	21	4	17	61	50	11	18=100
<i>May, 2003</i>	13	3	10	81	71	10	6=100
<i>Summer, 2002</i>	10	2	8	69	58	11	20=99
<b>Jordan</b>	<b>15</b>	<b>6</b>	<b>9</b>	<b>85</b>	<b>55</b>	<b>30</b>	<b>*=100</b>
<i>May, 2005</i>	21	9	12	80	59	21	0=101
<i>March, 2004</i>	5	2	3	93	67	26	1=99
<i>May, 2003</i>	1	*	1	99	83	16	0=100
<i>Summer, 2002</i>	25	6	19	75	57	18	*=100
<b>Nigeria (GP)</b>	<b>62</b>	<b>34</b>	<b>28</b>	<b>36</b>	<b>16</b>	<b>20</b>	<b>2=100</b>
<i>May, 2003</i>	61	31	30	36	21	15	2=99
<b>Nigeria (Christians)</b>	<b>89</b>	<b>55</b>	<b>34</b>	<b>8</b>	<b>3</b>	<b>5</b>	<b>4=101</b>
<i>May, 2003</i>	85	49	36	13	5	8	2=100
<b>Nigeria (Muslims)</b>	<b>32</b>	<b>11</b>	<b>21</b>	<b>67</b>	<b>31</b>	<b>36</b>	<b>1=100</b>
<i>May, 2003</i>	38	14	24	59	37	22	3=100
<b>China</b>	<b>47</b>	<b>9</b>	<b>38</b>	<b>43</b>	<b>6</b>	<b>37</b>	<b>10=100</b>
<i>May, 2005</i>	42	5	37	53	13	40	5=100
<b>Japan</b>	<b>63</b>	<b>8</b>	<b>55</b>	<b>35</b>	<b>6</b>	<b>29</b>	<b>3=101</b>
<i>Summer, 2002</i>	72	13	59	26	3	23	2=100

b. Americans

<b>United States</b>	<b>85</b>	<b>53</b>	<b>32</b>	<b>9</b>	<b>3</b>	<b>6</b>	<b>7=101</b>
<i>May, 2005</i>	88	49	39	9	1	8	2=99
<b>Great Britain</b>	<b>69</b>	<b>20</b>	<b>49</b>	<b>21</b>	<b>5</b>	<b>16</b>	<b>10=100</b>
<i>May, 2005</i>	70	18	52	22	4	18	8=100
<i>March, 2004</i>	73	21	52	19	5	14	8=100
<i>May, 2003</i>	80	27	53	15	5	10	5=100
<i>Summer, 2002</i>	83	25	58	11	3	8	8=102
<b>France</b>	<b>65</b>	<b>5</b>	<b>60</b>	<b>35</b>	<b>8</b>	<b>27</b>	<b>*=100</b>
<i>May, 2005</i>	64	5	59	36	7	29	*=100
<i>March, 2004</i>	53	5	48	43	13	30	3=99
<i>May, 2003</i>	58	13	45	42	13	29	*=100
<i>Summer, 2002</i>	71	10	61	26	5	21	3=100
<b>Germany</b>	<b>66</b>	<b>5</b>	<b>61</b>	<b>26</b>	<b>4</b>	<b>22</b>	<b>8=100</b>
<i>May, 2005</i>	65	8	57	24	4	20	11=100
<i>March, 2004</i>	68	9	59	25	5	20	6=99
<i>May, 2003</i>	67	15	52	29	7	22	4=100
<i>Summer, 2002</i>	70	12	58	23	3	20	7=100
<b>Spain</b>	<b>37</b>	<b>4</b>	<b>33</b>	<b>51</b>	<b>18</b>	<b>33</b>	<b>11=99</b>
<i>May, 2005</i>	55	16	39	30	8	22	15=100
<i>May, 2003</i>	47	11	36	41	16	25	13=101

**Q.2 CONTINUED...**

	--- FAVORABLE ---			--- UNFAVORABLE ---			Don't know/ Refused
	<u>Total</u>	<u>Very</u>	<u>Some what</u>	<u>Total</u>	<u>Very</u>	<u>Some what</u>	
<b>Russia</b>	<b>57</b>	<b>11</b>	<b>46</b>	<b>34</b>	<b>11</b>	<b>23</b>	<b>10=101</b>
<i>May, 2005</i>	61	10	51	29	6	23	11=101
<i>March, 2004</i>	64	13	51	26	8	18	11=101
<i>May, 2003</i>	65	17	48	25	7	18	10=100
<i>Summer, 2002</i>	67	9	58	24	3	21	9=100
<b>Egypt</b>	<b>36</b>	<b>8</b>	<b>28</b>	<b>63</b>	<b>33</b>	<b>30</b>	<b>1=100</b>
<b>Turkey</b>	<b>17</b>	<b>2</b>	<b>15</b>	<b>69</b>	<b>55</b>	<b>14</b>	<b>14=100</b>
<i>March, 2005</i>	23	4	19	63	46	17	14=100
<i>March, 2004</i>	32	6	26	53	32	21	15=100
<i>May, 2003</i>	32	5	27	60	43	17	8=100
<i>Summer, 2002</i>	31	5	26	50	38	12	19=100
<b>Indonesia</b>	<b>36</b>	<b>6</b>	<b>30</b>	<b>60</b>	<b>18</b>	<b>42</b>	<b>5=101</b>
<i>May, 2005</i>	46	8	38	46	9	37	8=100
<i>May, 2003</i>	56	6	50	42	11	31	2=100
<i>Summer, 2002</i>	65	5	60	32	7	25	3=100
<b>India</b>	<b>67</b>	<b>23</b>	<b>44</b>	<b>26</b>	<b>12</b>	<b>14</b>	<b>7=100</b>
<i>May, 2005</i>	71	28	43	18	9	9	11=100
<i>Summer, 2002</i>	58	24	34	23	15	8	19=100
<b>Pakistan</b>	<b>27</b>	<b>5</b>	<b>22</b>	<b>52</b>	<b>34</b>	<b>18</b>	<b>20=99</b>
<i>May, 2005</i>	22	5	17	55	41	14	22=99
<i>March, 2004</i>	25	5	20	47	34	13	27=99
<i>May, 2003</i>	38	8	30	51	40	11	11=100
<i>Summer, 2002</i>	17	3	14	62	50	12	21=100
<b>Jordan</b>	<b>38</b>	<b>2</b>	<b>36</b>	<b>61</b>	<b>30</b>	<b>31</b>	<b>1=100</b>
<i>May, 2005</i>	34	9	25	66	39	27	0=100
<i>March, 2004</i>	21	4	17	73	33	40	6=100
<i>May, 2003</i>	18	3	15	82	46	36	*=100
<i>Summer, 2002</i>	53	21	32	46	29	17	1=100
<b>Nigeria (GP)</b>	<b>56</b>	<b>28</b>	<b>28</b>	<b>40</b>	<b>19</b>	<b>21</b>	<b>4=100</b>
<i>May, 2003</i>	67	32	35	29	17	12	3=99
<b>Nigeria (Christians)</b>	<b>86</b>	<b>45</b>	<b>41</b>	<b>9</b>	<b>4</b>	<b>5</b>	<b>6=101</b>
<i>May, 2003</i>	88	50	38	10	4	6	2=100
<b>Nigeria (Muslims)</b>	<b>23</b>	<b>9</b>	<b>14</b>	<b>75</b>	<b>36</b>	<b>39</b>	<b>3=101</b>
<i>May, 2003</i>	48	16	32	47	29	18	5=100
<b>China</b>	<b>49</b>	<b>6</b>	<b>43</b>	<b>39</b>	<b>5</b>	<b>34</b>	<b>12=100</b>
<i>May, 2005</i>	43	5	38	49	11	38	8=100
<b>Japan</b>	<b>82</b>	<b>16</b>	<b>66</b>	<b>16</b>	<b>3</b>	<b>13</b>	<b>2=100</b>
<i>Summer, 2002</i>	73	10	63	24	2	22	3=100
c. China							
<b>United States</b>	<b>52</b>	<b>12</b>	<b>40</b>	<b>29</b>	<b>10</b>	<b>19</b>	<b>19=100</b>
<i>May, 2005</i>	43	9	34	35	13	22	22=100
<b>Great Britain</b>	<b>65</b>	<b>10</b>	<b>55</b>	<b>14</b>	<b>3</b>	<b>11</b>	<b>21=100</b>
<i>May, 2005</i>	65	13	52	17	3	14	18=100
<b>France</b>	<b>60</b>	<b>7</b>	<b>53</b>	<b>41</b>	<b>12</b>	<b>29</b>	<b>*=101</b>
<i>May, 2005</i>	58	6	52	42	13	29	*=100
<b>Germany</b>	<b>57</b>	<b>6</b>	<b>51</b>	<b>34</b>	<b>5</b>	<b>29</b>	<b>10=101</b>
<i>May, 2005</i>	46	5	41	37	4	33	16=99



Q.2 CONTINUED...

	--- FAVORABLE ---			--- UNFAVORABLE ---			Don't know/ Refused
	<u>Total</u>	<u>Very</u>	<u>Some what</u>	<u>Total</u>	<u>Very</u>	<u>Some what</u>	
<b>Spain</b>	<b>45</b>	<b>5</b>	<b>40</b>	<b>38</b>	<b>12</b>	<b>26</b>	<b>18=101</b>
<i>May, 2005</i>	57	18	39	21	5	16	23=101
<b>Russia</b>	<b>63</b>	<b>14</b>	<b>49</b>	<b>27</b>	<b>7</b>	<b>20</b>	<b>10=100</b>
<i>May, 2005</i>	60	11	49	28	6	22	12=100
<i>Summer, 2002</i>	71	12	59	18	2	16	11=100
<b>Egypt</b>	<b>63</b>	<b>20</b>	<b>43</b>	<b>32</b>	<b>12</b>	<b>20</b>	<b>6=101</b>
<b>Turkey</b>	<b>33</b>	<b>7</b>	<b>26</b>	<b>43</b>	<b>32</b>	<b>11</b>	<b>24=100</b>
<i>May, 2005</i>	40	9	31	39	24	15	21=100
<b>Indonesia</b>	<b>62</b>	<b>11</b>	<b>51</b>	<b>31</b>	<b>3</b>	<b>28</b>	<b>6=99</b>
<i>May, 2005</i>	73	16	57	25	2	23	2=100
<i>Summer, 2002</i>	68	4	64	30	6	24	2=100
<b>India</b>	<b>47</b>	<b>12</b>	<b>35</b>	<b>39</b>	<b>22</b>	<b>17</b>	<b>13=99</b>
<i>May, 2005</i>	56	15	41	21	8	13	23=100
<b>Pakistan</b>	<b>69</b>	<b>47</b>	<b>22</b>	<b>7</b>	<b>3</b>	<b>4</b>	<b>23=99</b>
<i>May, 2005</i>	79	56	23	4	2	2	17=100
<b>Jordan</b>	<b>49</b>	<b>8</b>	<b>41</b>	<b>46</b>	<b>10</b>	<b>36</b>	<b>5=100</b>
<i>May, 2005</i>	43	6	37	53	18	35	5=101
<b>Nigeria (GP)</b>	<b>59</b>	<b>14</b>	<b>45</b>	<b>32</b>	<b>9</b>	<b>23</b>	<b>10=101</b>
<b>Nigeria (Christians)</b>	<b>61</b>	<b>18</b>	<b>43</b>	<b>25</b>	<b>7</b>	<b>18</b>	<b>14=100</b>
<b>Nigeria (Muslims)</b>	<b>58</b>	<b>9</b>	<b>49</b>	<b>39</b>	<b>10</b>	<b>29</b>	<b>4=101</b>
<b>China</b>	<b>94</b>	<b>58</b>	<b>36</b>	<b>5</b>	<b>1</b>	<b>4</b>	<b>2=101</b>
<i>May, 2005</i>	88	53	35	9	1	8	2=99
<b>Japan</b>	<b>28</b>	<b>3</b>	<b>25</b>	<b>71</b>	<b>22</b>	<b>49</b>	<b>1=100</b>
<i>Summer, 2002</i>	55	8	47	42	7	35	3=100
d. Germany							
<b>United States</b>	<b>66</b>	<b>20</b>	<b>46</b>	<b>13</b>	<b>4</b>	<b>9</b>	<b>21=100</b>
<i>May, 2005</i>	60	15	45	17	4	13	23=100
<i>March, 2004</i>	50	8	42	28	9	19	23=101
<i>May, 2003</i>	44	8	36	41	15	26	15=100
<i>February, 2002<sup>4</sup></i>	83	22	61	11	3	8	6=100
<i>August, 1998</i>	65	13	52	19	5	14	16=100
<b>Great Britain</b>	<b>74</b>	<b>20</b>	<b>54</b>	<b>12</b>	<b>3</b>	<b>9</b>	<b>14=100</b>
<i>May, 2005</i>	75	18	57	12	2	10	13=100
<i>Summer, 2002</i>	68	18	50	17	5	12	16=101
<b>France</b>	<b>89</b>	<b>20</b>	<b>69</b>	<b>11</b>	<b>3</b>	<b>8</b>	<b>*=100</b>
<i>May, 2005</i>	89	18	71	11	3	8	*=100
<i>Summer, 2002</i>	88	13	75	7	1	6	4=99
<b>Germany</b>	<b>65</b>	<b>12</b>	<b>53</b>	<b>33</b>	<b>8</b>	<b>25</b>	<b>2=100</b>
<i>May, 2005</i>	64	10	54	34	6	28	1=99
<b>Spain</b>	<b>72</b>	<b>58</b>	<b>14</b>	<b>15</b>	<b>4</b>	<b>11</b>	<b>13=100</b>
<i>May, 2005</i>	77	27	50	10	2	8	14=101

<sup>4</sup> The February 2002 numbers are from a Gallup survey and the question wording was: "I'd like your overall opinion of some foreign countries. First, is our overall opinion of Germany very favorable, mostly favorable, mostly unfavorable, or very unfavorable?"

**Q.2 CONTINUED...**

	--- FAVORABLE ---			--- UNFAVORABLE ---			Don't know/ Refused
	<u>Total</u>	<u>Very</u>	<u>Some what</u>	<u>Total</u>	<u>Very</u>	<u>Some what</u>	
<b>Russia</b>	<b>77</b>	<b>22</b>	<b>55</b>	<b>14</b>	<b>4</b>	<b>10</b>	<b>9=100</b>
<i>May, 2005</i>	79	21	58	13	3	10	8=100
<b>Egypt</b>	<b>62</b>	<b>27</b>	<b>35</b>	<b>33</b>	<b>18</b>	<b>15</b>	<b>5=100</b>
<b>Turkey</b>	<b>43</b>	<b>8</b>	<b>35</b>	<b>41</b>	<b>28</b>	<b>13</b>	<b>15=100</b>
<i>May, 2005</i>	48	12	36	40	25	15	12=100
<b>Indonesia</b>	<b>56</b>	<b>8</b>	<b>48</b>	<b>27</b>	<b>5</b>	<b>22</b>	<b>17=100</b>
<i>May, 2005</i>	71	15	56	12	2	10	17=100
<b>India</b>	<b>47</b>	<b>11</b>	<b>36</b>	<b>32</b>	<b>13</b>	<b>19</b>	<b>21=100</b>
<i>May, 2005</i>	56	17	39	14	6	8	29=99
<b>Pakistan</b>	<b>31</b>	<b>8</b>	<b>23</b>	<b>21</b>	<b>10</b>	<b>11</b>	<b>48=100</b>
<i>May, 2005</i>	36	11	25	24	12	12	40=100
<b>Jordan</b>	<b>44</b>	<b>6</b>	<b>38</b>	<b>54</b>	<b>18</b>	<b>36</b>	<b>2=100</b>
<i>May, 2005</i>	36	2	34	59	29	30	4=100
<b>Nigeria (GP)</b>	<b>59</b>	<b>18</b>	<b>41</b>	<b>30</b>	<b>10</b>	<b>20</b>	<b>12=101</b>
<b>Nigeria (Christians)</b>	<b>68</b>	<b>26</b>	<b>42</b>	<b>17</b>	<b>6</b>	<b>11</b>	<b>15=100</b>
<b>Nigeria (Muslims)</b>	<b>48</b>	<b>9</b>	<b>39</b>	<b>45</b>	<b>14</b>	<b>31</b>	<b>7=100</b>
<b>China</b>	<b>54</b>	<b>8</b>	<b>46</b>	<b>26</b>	<b>3</b>	<b>23</b>	<b>20=100</b>
<i>May, 2005</i>	58	9	49	32	6	26	11=101
<b>Japan</b>	<b>78</b>	<b>13</b>	<b>65</b>	<b>18</b>	<b>1</b>	<b>17</b>	<b>5=101</b>
e. France							
<b>United States</b>	<b>52</b>	<b>15</b>	<b>37</b>	<b>30</b>	<b>12</b>	<b>18</b>	<b>19=101</b>
<i>May, 2005</i>	46	11	35	33	14	19	21=100
<i>March, 2004</i>	33	8	25	49	24	25	18=100
<i>May, 2003</i>	29	8	21	60	36	24	11=100
<i>February, 2002</i>	79	23	56	16	3	13	5=100
<b>Great Britain</b>	<b>59</b>	<b>14</b>	<b>45</b>	<b>32</b>	<b>11</b>	<b>21</b>	<b>9=100</b>
<i>May, 2005</i>	71	18	53	22	7	15	7=100
<b>France</b>	<b>68</b>	<b>13</b>	<b>55</b>	<b>31</b>	<b>7</b>	<b>24</b>	<b>0=99</b>
<i>May, 2005</i>	74	20	54	26	7	19	0=100
<b>Germany</b>	<b>72</b>	<b>10</b>	<b>62</b>	<b>22</b>	<b>3</b>	<b>19</b>	<b>6=100</b>
<i>May, 2005</i>	78	12	66	13	3	10	9=100
<i>Summer, 2002</i>	82	14	68	11	1	10	7=100
<b>Spain</b>	<b>66</b>	<b>13</b>	<b>53</b>	<b>27</b>	<b>6</b>	<b>21</b>	<b>7=100</b>
<i>May, 2005</i>	74	25	49	15	3	12	11=100
<b>Russia</b>	<b>74</b>	<b>21</b>	<b>53</b>	<b>15</b>	<b>3</b>	<b>12</b>	<b>12=101</b>
<i>May, 2005</i>	83	22	61	6	1	5	11=100
<b>Egypt</b>	<b>60</b>	<b>27</b>	<b>33</b>	<b>36</b>	<b>15</b>	<b>21</b>	<b>5=101</b>
<b>Turkey</b>	<b>18</b>	<b>3</b>	<b>15</b>	<b>61</b>	<b>46</b>	<b>15</b>	<b>21=100</b>
<i>May, 2005</i>	30	7	23	51	35	16	19=100
<b>Indonesia</b>	<b>52</b>	<b>8</b>	<b>44</b>	<b>30</b>	<b>6</b>	<b>24</b>	<b>17=99</b>
<i>May, 2005</i>	68	15	53	15	2	13	17=100
<b>India</b>	<b>46</b>	<b>10</b>	<b>36</b>	<b>31</b>	<b>15</b>	<b>16</b>	<b>23=100</b>
<i>May, 2005</i>	55	16	39	14	5	9	31=100
<b>Pakistan</b>	<b>25</b>	<b>5</b>	<b>20</b>	<b>24</b>	<b>12</b>	<b>12</b>	<b>50=99</b>
<i>May, 2005</i>	32	10	22	26	14	12	42=100

**Q.2 CONTINUED...**

	--- FAVORABLE ---			--- UNFAVORABLE ---			Don't know/ Refused
	<u>Total</u>	<u>Very</u>	<u>Some what</u>	<u>Total</u>	<u>Very</u>	<u>Some what</u>	
<b>Jordan</b>	<b>46</b>	<b>9</b>	<b>37</b>	<b>53</b>	<b>21</b>	<b>32</b>	<b>1=100</b>
<i>May, 2005</i>	50	9	41	49	23	26	1=100
<b>Nigeria (GP)</b>	<b>59</b>	<b>16</b>	<b>43</b>	<b>28</b>	<b>8</b>	<b>20</b>	<b>13=100</b>
<b>Nigeria (Christians)</b>	<b>65</b>	<b>22</b>	<b>43</b>	<b>18</b>	<b>5</b>	<b>13</b>	<b>17=100</b>
<b>Nigeria (Muslims)</b>	<b>52</b>	<b>8</b>	<b>44</b>	<b>41</b>	<b>13</b>	<b>28</b>	<b>8=101</b>
<b>China</b>	<b>59</b>	<b>12</b>	<b>47</b>	<b>22</b>	<b>2</b>	<b>20</b>	<b>19=100</b>
<i>May, 2005</i>	65	11	54	25	6	19	11=101
<b>Japan</b>	<b>72</b>	<b>7</b>	<b>65</b>	<b>24</b>	<b>2</b>	<b>22</b>	<b>4=100</b>
f. Japan							
<b>United States</b>	<b>66</b>	<b>22</b>	<b>44</b>	<b>14</b>	<b>5</b>	<b>9</b>	<b>21=101</b>
<i>May, 2005</i>	63	17	46	16	5	11	21=100
<i>August, 1998</i>	62	9	53	23	8	15	15=100
<b>Great Britain</b>	<b>68</b>	<b>15</b>	<b>53</b>	<b>9</b>	<b>3</b>	<b>6</b>	<b>24=101</b>
<i>May, 2005</i>	69	14	55	11	3	8	20=100
<b>France</b>	<b>83</b>	<b>13</b>	<b>70</b>	<b>17</b>	<b>5</b>	<b>12</b>	<b>*=100</b>
<i>May, 2005</i>	76	10	66	23	6	17	1=100
<b>Germany</b>	<b>70</b>	<b>10</b>	<b>60</b>	<b>14</b>	<b>2</b>	<b>12</b>	<b>16=100</b>
<i>May, 2005</i>	64	9	55	18	2	16	18=100
<b>Spain</b>	<b>65</b>	<b>14</b>	<b>51</b>	<b>18</b>	<b>5</b>	<b>13</b>	<b>17=100</b>
<i>May, 2005</i>	66	22	44	12	3	9	22=100
<b>Russia</b>	<b>73</b>	<b>24</b>	<b>49</b>	<b>17</b>	<b>5</b>	<b>12</b>	<b>10=100</b>
<i>May, 2005</i>	75	23	52	16	3	13	10=101
<b>Egypt</b>	<b>63</b>	<b>22</b>	<b>41</b>	<b>31</b>	<b>13</b>	<b>18</b>	<b>5=99</b>
<b>Turkey</b>	<b>46</b>	<b>15</b>	<b>31</b>	<b>32</b>	<b>24</b>	<b>8</b>	<b>22=100</b>
<i>May, 2005</i>	55	21	34	26	18	8	19=100
<b>Indonesia</b>	<b>78</b>	<b>22</b>	<b>56</b>	<b>16</b>	<b>3</b>	<b>13</b>	<b>6=100</b>
<i>May, 2005</i>	85	32	53	11	2	9	4=100
<b>India</b>	<b>60</b>	<b>23</b>	<b>37</b>	<b>25</b>	<b>11</b>	<b>14</b>	<b>16=101</b>
<i>May, 2005</i>	66	28	38	11	4	7	23=100
<b>Pakistan</b>	<b>43</b>	<b>18</b>	<b>25</b>	<b>16</b>	<b>8</b>	<b>8</b>	<b>41=100</b>
<i>May, 2005</i>	49	21	28	18	10	8	32=99
<b>Jordan</b>	<b>46</b>	<b>7</b>	<b>39</b>	<b>50</b>	<b>13</b>	<b>37</b>	<b>4=100</b>
<i>May, 2005</i>	46	11	35	49	21	28	6=101
<b>Nigeria (GP)</b>	<b>64</b>	<b>18</b>	<b>46</b>	<b>26</b>	<b>7</b>	<b>19</b>	<b>10=100</b>
<b>Nigeria (Christians)</b>	<b>69</b>	<b>25</b>	<b>44</b>	<b>17</b>	<b>6</b>	<b>11</b>	<b>14=100</b>
<b>Nigeria (Muslims)</b>	<b>58</b>	<b>10</b>	<b>48</b>	<b>37</b>	<b>9</b>	<b>28</b>	<b>5=100</b>
<b>China</b>	<b>21</b>	<b>2</b>	<b>19</b>	<b>70</b>	<b>29</b>	<b>41</b>	<b>10=101</b>
<i>May, 2005</i>	17	3	14	76	43	33	7=100
<b>Japan</b>	<b>77</b>	<b>27</b>	<b>50</b>	<b>22</b>	<b>2</b>	<b>20</b>	<b>1=100</b>

**Q.2 CONTINUED...**

	--- FAVORABLE ---			--- UNFAVORABLE ---			Don't know/ Refused
	<u>Total</u>	<u>Very</u>	<u>Some what</u>	<u>Total</u>	<u>Very</u>	<u>Some what</u>	
j. Iran							
<b>United States</b>	<b>25</b>	<b>8</b>	<b>17</b>	<b>57</b>	<b>31</b>	<b>26</b>	<b>19=101</b>
<i>Feb., 2006<sup>5</sup></i>	7	1	6	86	46	40	7=100
<i>Feb., 2004</i>	17	3	14	77	31	46	6=100
<i>March, 2003</i>	13	2	11	79	31	48	8=100
<i>Feb., 2002</i>	11	2	9	84	38	46	5=100
<i>August, 1998</i>	11	1	10	75	40	35	14=100
<i>March, 1996</i>	6	1	5	84	46	38	10=100
<i>Aug., 1991</i>	13	1	12	79	35	44	9=100
<i>Aug., 1989</i>	5	1	4	89	62	27	6=100
<b>Great Britain</b>	<b>34</b>	<b>3</b>	<b>31</b>	<b>39</b>	<b>15</b>	<b>24</b>	<b>28=101</b>
<b>France</b>	<b>22</b>	<b>1</b>	<b>21</b>	<b>77</b>	<b>30</b>	<b>47</b>	<b>*=99</b>
<b>Germany</b>	<b>12</b>	<b>1</b>	<b>11</b>	<b>82</b>	<b>32</b>	<b>50</b>	<b>6=100</b>
<b>Spain</b>	<b>23</b>	<b>3</b>	<b>20</b>	<b>66</b>	<b>32</b>	<b>34</b>	<b>11=100</b>
<b>Russia</b>	<b>43</b>	<b>10</b>	<b>33</b>	<b>38</b>	<b>9</b>	<b>29</b>	<b>20=101</b>
<b>Egypt</b>	<b>59</b>	<b>13</b>	<b>46</b>	<b>39</b>	<b>9</b>	<b>30</b>	<b>1=99</b>
<b>Turkey</b>	<b>53</b>	<b>18</b>	<b>35</b>	<b>35</b>	<b>20</b>	<b>15</b>	<b>12=100</b>
<b>Indonesia</b>	<b>77</b>	<b>22</b>	<b>55</b>	<b>16</b>	<b>2</b>	<b>14</b>	<b>7=100</b>
<b>India</b>	<b>31</b>	<b>7</b>	<b>24</b>	<b>49</b>	<b>29</b>	<b>20</b>	<b>20=100</b>
<b>Pakistan</b>	<b>72</b>	<b>41</b>	<b>31</b>	<b>10</b>	<b>4</b>	<b>6</b>	<b>18=100</b>
<b>Jordan</b>	<b>49</b>	<b>12</b>	<b>37</b>	<b>51</b>	<b>18</b>	<b>33</b>	<b>1=101</b>
<b>Nigeria (GP)</b>	<b>43</b>	<b>19</b>	<b>24</b>	<b>44</b>	<b>25</b>	<b>19</b>	<b>14=101</b>
<b>Nigeria (Christians)</b>	<b>10</b>	<b>2</b>	<b>8</b>	<b>70</b>	<b>46</b>	<b>24</b>	<b>20=100</b>
<b>Nigeria (Muslims)</b>	<b>78</b>	<b>38</b>	<b>40</b>	<b>17</b>	<b>4</b>	<b>13</b>	<b>5=100</b>
<b>China</b>	<b>26</b>	<b>2</b>	<b>24</b>	<b>48</b>	<b>8</b>	<b>40</b>	<b>26=100</b>
<b>Japan</b>	<b>24</b>	<b>3</b>	<b>21</b>	<b>68</b>	<b>15</b>	<b>53</b>	<b>8=100</b>
k. The United Nations							
<b>United States</b>	<b>51</b>	<b>15</b>	<b>36</b>	<b>38</b>	<b>19</b>	<b>19</b>	<b>11=100</b>
<i>Late October, 2005</i>	48	9	39	39	15	24	13=100
<i>March, 2004</i>	55	14	41	35	15	20	10=100
<i>Early Sept., 2001</i>	77	23	54	18	6	12	5=100
<i>Aug., 1999</i>	76	19	57	19	5	14	5=100
<i>June, 1999</i>	70	19	51	23	7	16	7=100
<i>Early Sept., 1998</i>	69	14	55	23	7	16	8=100
<i>Sept., 1997</i>	64	11	53	28	9	19	8=100
<i>Feb., 1996</i>	65	19	46	29	9	20	6=100
<i>June, 1995</i>	67	14	53	28	8	20	5=100
<i>Feb., 1995</i>	62	13	49	26	8	18	12=100
<i>July, 1994</i>	76	21	55	19	5	14	5=100
<i>May, 1993</i>	73	21	52	17	4	13	10=100
<i>May, 1990</i>	70	15	55	19	6	13	11=100
<b>Great Britain (GP)</b>	<b>65</b>	<b>16</b>	<b>49</b>	<b>23</b>	<b>8</b>	<b>15</b>	<b>11=99</b>
<i>March, 2004</i>	74	22	52	18	4	14	7=99
<b>Great Britain (Muslims)</b>	<b>38</b>	<b>9</b>	<b>29</b>	<b>47</b>	<b>27</b>	<b>20</b>	<b>16=101</b>

<sup>5</sup> The 1989, 1991, and 2002-2006 trends from Gallup.

**Q.2 CONTINUED...**

	--- FAVORABLE ---			--- UNFAVORABLE ---			Don't know/ Refused
	<u>Total</u>	<u>Very</u>	<u>Some what</u>	<u>Total</u>	<u>Very</u>	<u>Some what</u>	
<b>France</b>	<b>72</b>	<b>10</b>	<b>62</b>	<b>28</b>	<b>8</b>	<b>20</b>	<b>*=100</b>
<i>March, 2004</i>	67	10	57	30	6	24	3=100
<b>Germany</b>	<b>68</b>	<b>13</b>	<b>55</b>	<b>25</b>	<b>4</b>	<b>21</b>	<b>7=100</b>
<i>March, 2004</i>	71	21	50	23	3	20	6=100
<i>1991</i>	83	21	62	10	3	7	7=100
<b>Spain</b>	<b>60</b>	<b>11</b>	<b>49</b>	<b>30</b>	<b>8</b>	<b>22</b>	<b>10=100</b>
<b>Russia</b>	<b>49</b>	<b>11</b>	<b>38</b>	<b>29</b>	<b>9</b>	<b>20</b>	<b>22=100</b>
<i>March, 2004</i>	60	13	47	18	5	13	21=99
<i>1991</i>	80	21	59	4	1	3	16=100
<b>Egypt</b>	<b>49</b>	<b>11</b>	<b>38</b>	<b>51</b>	<b>24</b>	<b>27</b>	<b>*=100</b>
<b>Turkey</b>	<b>29</b>	<b>5</b>	<b>24</b>	<b>51</b>	<b>32</b>	<b>19</b>	<b>20=100</b>
<i>March, 2004</i>	51	13	38	35	19	16	14=100
<b>Indonesia</b>	<b>78</b>	<b>30</b>	<b>48</b>	<b>18</b>	<b>2</b>	<b>16</b>	<b>4=100</b>
<b>India</b>	<b>39</b>	<b>9</b>	<b>30</b>	<b>35</b>	<b>19</b>	<b>16</b>	<b>26=100</b>
<b>Pakistan</b>	<b>42</b>	<b>18</b>	<b>24</b>	<b>22</b>	<b>11</b>	<b>11</b>	<b>36=100</b>
<i>March, 2004</i>	35	9	26	27	17	10	38=100
<b>Jordan</b>	<b>30</b>	<b>6</b>	<b>24</b>	<b>69</b>	<b>36</b>	<b>33</b>	<b>1=100</b>
<i>March, 2004</i>	21	6	15	73	47	26	6=100
<b>Nigeria (GP)</b>	<b>68</b>	<b>24</b>	<b>44</b>	<b>26</b>	<b>7</b>	<b>19</b>	<b>7=101</b>
<b>Nigeria (Christians)</b>	<b>82</b>	<b>33</b>	<b>49</b>	<b>10</b>	<b>4</b>	<b>6</b>	<b>8=100</b>
<b>Nigeria (Muslims)</b>	<b>53</b>	<b>14</b>	<b>39</b>	<b>44</b>	<b>10</b>	<b>34</b>	<b>4=101</b>
<b>China</b>	<b>53</b>	<b>8</b>	<b>45</b>	<b>25</b>	<b>3</b>	<b>22</b>	<b>22=100</b>
<b>Japan</b>	<b>56</b>	<b>8</b>	<b>48</b>	<b>36</b>	<b>5</b>	<b>31</b>	<b>7=99</b>

Q.3 Which of the following phrases comes closer to describing your view? I favor the U.S.-led efforts to fight terrorism, OR I oppose the U.S.-led efforts to fight terrorism.

	<u>Favor</u>	<u>Oppose</u>	Don't know/ <u>Refused</u>
<b>United States</b>	<b>73</b>	<b>19</b>	<b>8=100</b>
<i>May, 2005</i>	76	18	6=100
<i>March, 2004</i>	81	13	6=100
<i>Summer, 2002</i>	89	8	3=100
<b>Great Britain</b>	<b>49</b>	<b>42</b>	<b>10=101</b>
<i>May, 2005</i>	51	40	9=100
<i>March, 2004</i>	63	30	7=100
<i>May, 2003</i>	63	30	7=100
<i>Summer, 2002</i>	69	23	8=100
<b>France</b>	<b>43</b>	<b>57</b>	<b>1=101</b>
<i>May, 2005</i>	51	48	1=100
<i>March, 2004</i>	50	47	3=100
<i>May, 2003</i>	60	39	1=100
<i>Summer, 2002</i>	75	23	3=101
<b>Germany</b>	<b>47</b>	<b>50</b>	<b>3=100</b>
<i>May, 2005</i>	50	45	5=100
<i>March, 2004</i>	55	43	2=100
<i>May, 2003</i>	60	35	5=100
<i>Summer, 2002</i>	70	25	5=100
<b>Spain</b>	<b>19</b>	<b>76</b>	<b>5=100</b>
<i>May, 2005</i>	26	67	7=100
<i>May, 2003</i>	63	32	5=100
<b>Russia</b>	<b>52</b>	<b>35</b>	<b>13=100</b>
<i>May, 2005</i>	55	34	11=100
<i>March, 2004</i>	73	20	7=100
<i>May, 2003</i>	51	28	21=100
<i>Summer, 2002</i>	73	16	11=100
<b>Egypt</b>	<b>10</b>	<b>82</b>	<b>8=100</b>
<b>Turkey</b>	<b>14</b>	<b>77</b>	<b>9=100</b>
<i>May, 2005</i>	17	71	12=100
<i>March, 2004</i>	37	56	7=100
<i>May, 2003</i>	22	71	7=100
<i>Summer, 2002</i>	30	58	12=100
<b>Indonesia</b>	<b>39</b>	<b>57</b>	<b>4=100</b>
<i>May, 2005</i>	50	42	8=100
<i>May, 2003</i>	23	72	5=100
<i>Summer, 2002</i>	31	64	5=100
<b>India</b>	<b>65</b>	<b>30</b>	<b>5=100</b>
<i>May, 2005</i>	52	41	7=100
<i>Summer, 2002</i>	65	10	25=100
<b>Pakistan</b>	<b>30</b>	<b>50</b>	<b>19=99</b>
<i>May, 2005</i>	22	52	26=100
<i>March, 2004</i>	16	60	25=101
<i>May, 2003</i>	16	74	10=100
<i>Summer, 2002</i>	20	45	35=100

**Q.3 CONTINUED...**

	<u>Favor</u>	<u>Oppose</u>	Don't know/ <u>Refused</u>
<b>Jordan</b>	<b>16</b>	<b>74</b>	<b>11=100</b>
<i>May, 2005</i>	12	86	1=99
<i>March, 2004</i>	12	78	10=100
<i>May, 2003</i>	2	97	1=100
<i>Summer, 2002</i>	13	85	2=100
<b>Nigeria (GP)</b>	<b>49</b>	<b>47</b>	<b>4=100</b>
<i>May, 2003</i>	60	36	4=100
<b>Nigeria (Christians)</b>	<b>77</b>	<b>19</b>	<b>4=100</b>
<i>May, 2003</i>	87	11	2=100
<b>Nigeria (Muslims)</b>	<b>19</b>	<b>77</b>	<b>3=99</b>
<i>May, 2003</i>	36	59	5=100
<b>China</b>	<b>19</b>	<b>63</b>	<b>18=100</b>
<b>Japan</b>	<b>26</b>	<b>72</b>	<b>2=100</b>
<i>Summer, 2002</i>	61	32	7=100

**Q.4 THROUGH Q.39 HELD FOR FUTURE RELEASE**

**ASK ALL:**

Q.40 Now I'm going to read a list of political leaders. For each, tell me how much confidence you have in each leader to do the right thing regarding world affairs— a lot of confidence, some confidence, not too much confidence, or no confidence at all?<sup>6</sup>

	<u>A lot of confidence</u>	<u>Some confidence</u>	<u>Not too much confidence</u>	<u>No confidence at all</u>	<u>Don't know/Refused</u>
a. French President Jacques Chirac					
<b>United States</b>	<b>3</b>	<b>28</b>	<b>23</b>	<b>24</b>	<b>23=101</b>
<i>May, 2005</i>	3	32	25	21	19=100
<i>May, 2003</i>	3	23	28	33	13=100
<b>Great Britain</b>	<b>5</b>	<b>32</b>	<b>28</b>	<b>29</b>	<b>6=100</b>
<i>May, 2005</i>	5	43	27	17	8=100
<i>May, 2003</i>	6	24	27	39	4=100
<b>France</b>	<b>14</b>	<b>42</b>	<b>25</b>	<b>19</b>	<b>0=100</b>
<i>May, 2005</i>	13	52	21	14	*=100
<i>May, 2003</i>	21	54	14	10	*=99
<i>August, 2001</i>	16	50	23	9	2=100
<b>Germany</b>	<b>14</b>	<b>53</b>	<b>22</b>	<b>8</b>	<b>3=100</b>
<i>May, 2005</i>	24	56	11	4	5=100
<i>May, 2003</i>	34	50	11	3	1=99
<b>Spain</b>	<b>3</b>	<b>23</b>	<b>36</b>	<b>25</b>	<b>13=99</b>
<i>May, 2005</i>	4	36	36	17	7=100
<i>May, 2003</i>	12	39	19	22	8=100
<b>Russia</b>	<b>9</b>	<b>35</b>	<b>24</b>	<b>8</b>	<b>23=99</b>
<i>May, 2005</i>	10	47	17	3	24=101
<i>May, 2003</i>	4	38	23	7	28=100
<b>Egypt</b>	<b>14</b>	<b>33</b>	<b>27</b>	<b>20</b>	<b>7=101</b>
<b>Turkey</b>	<b>1</b>	<b>4</b>	<b>7</b>	<b>65</b>	<b>23=100</b>
<i>May, 2005</i>	1	9	13	53	24=100
<i>May, 2003</i>	2	9	13	55	20=99
<b>Indonesia</b>	<b>5</b>	<b>25</b>	<b>27</b>	<b>9</b>	<b>35=101</b>
<i>May, 2005</i>	4	25	26	4	41=100
<i>May, 2003</i>	4	32	34	12	18=100
<b>India</b>	<b>5</b>	<b>24</b>	<b>13</b>	<b>16</b>	<b>41=99</b>
<i>May, 2005</i>	8	22	12	8	51=101
<b>Pakistan</b>	<b>3</b>	<b>10</b>	<b>9</b>	<b>31</b>	<b>47=100</b>
<i>May, 2005</i>	5	7	19	29	39=99
<i>May, 2003</i>	4	18	6	29	43=100
<b>Jordan</b>	<b>15</b>	<b>36</b>	<b>25</b>	<b>24</b>	<b>1=101</b>
<i>May, 2005</i>	17	39	22	21	1=100
<i>May, 2003</i>	18	43	24	14	1=100

<sup>6</sup> In 2001 response categories were “A great deal, a fair amount, not too much or none at all.”



Q.40 CONTINUED...

	<u>A lot of confidence</u>	<u>Some confidence</u>	<u>Not too much confidence</u>	<u>No confidence at all</u>	<u>Don't know/Refused</u>
<b>Nigeria (GP)</b>	<b>9</b>	<b>28</b>	<b>22</b>	<b>15</b>	<b>26=100</b>
<i>May, 2003</i>	18	27	28	13	15=101
<b>Nigeria (Christians)</b>	<b>13</b>	<b>34</b>	<b>14</b>	<b>7</b>	<b>32=100</b>
<i>May, 2003</i>	24	29	28	6	13=100
<b>Nigeria (Muslims)</b>	<b>4</b>	<b>22</b>	<b>30</b>	<b>25</b>	<b>19=100</b>
<i>May, 2003</i>	12	25	27	19	17=100
<b>China</b>	<b>6</b>	<b>37</b>	<b>17</b>	<b>2</b>	<b>39=101</b>
<b>Japan</b>	<b>3</b>	<b>53</b>	<b>32</b>	<b>4</b>	<b>8=100</b>

b. U.S. President George W. Bush

<b>United States</b>	<b>22</b>	<b>28</b>	<b>19</b>	<b>29</b>	<b>2=100</b>
<i>May, 2005</i>	34	28	19	17	2=100
<i>May, 2003</i>	49	29	11	9	2=100
<b>Great Britain</b>	<b>4</b>	<b>26</b>	<b>26</b>	<b>42</b>	<b>2=100</b>
<i>May, 2005</i>	9	29	27	33	2=100
<i>May, 2003</i>	16	35	25	22	1=99
<i>August, 2001</i>	4	26	36	28	6=100
<b>France</b>	<b>2</b>	<b>13</b>	<b>23</b>	<b>62</b>	<b>0=100</b>
<i>May, 2005</i>	5	20	27	48	*=100
<i>May, 2003</i>	3	17	28	51	*=99
<i>August, 2001</i>	2	18	43	32	5=100
<b>Germany</b>	<b>3</b>	<b>22</b>	<b>26</b>	<b>46</b>	<b>2=99</b>
<i>May, 2005</i>	8	22	34	35	1=100
<i>May, 2003</i>	8	25	28	38	1=100
<i>August, 2001</i>	3	48	27	19	3=100
<b>Spain</b>	<b>2</b>	<b>5</b>	<b>19</b>	<b>71</b>	<b>3=100</b>
<i>May, 2005</i>	4	14	33	47	2=100
<i>May, 2003</i>	9	17	15	56	4=101
<b>Russia</b>	<b>5</b>	<b>16</b>	<b>33</b>	<b>32</b>	<b>14=100</b>
<i>May, 2005</i>	4	24	40	17	16=101
<i>May, 2003</i>	1	7	27	54	11=100
<b>Egypt</b>	<b>1</b>	<b>7</b>	<b>21</b>	<b>70</b>	<b>1=100</b>
<b>Turkey</b>	<b>*</b>	<b>3</b>	<b>4</b>	<b>80</b>	<b>14=101</b>
<i>May, 2005</i>	2	6	8	75	9=100
<i>May, 2003</i>	1	7	8	80	4=100
<b>Indonesia</b>	<b>4</b>	<b>16</b>	<b>35</b>	<b>39</b>	<b>6=100</b>
<i>May, 2005</i>	3	17	48	25	7=100
<i>May, 2003</i>	2	6	27	63	2=100
<b>India</b>	<b>14</b>	<b>42</b>	<b>16</b>	<b>19</b>	<b>9=100</b>
<i>May, 2005</i>	20	34	19	12	15=100
<b>Pakistan</b>	<b>1</b>	<b>9</b>	<b>11</b>	<b>54</b>	<b>27=102</b>
<i>May, 2005</i>	2	8	19	47	23=99
<i>May, 2003</i>	1	4	3	81	11=100
<b>Jordan</b>	<b>*</b>	<b>7</b>	<b>29</b>	<b>64</b>	<b>*=100</b>
<i>May, 2005</i>	*	1	25	75	0=101
<i>May, 2003</i>	*	1	3	96	0=100

Q.40 CONTINUED...

	<u>A lot of confidence</u>	<u>Some confidence</u>	<u>Not too much confidence</u>	<u>No confidence at all</u>	<u>Don't know/Refused</u>
<b>Nigeria (GP)</b>	<b>26</b>	<b>26</b>	<b>22</b>	<b>22</b>	<b>4=100</b>
<i>May, 2003</i>	31	19	15	32	3=100
<b>Nigeria (Christians)</b>	<b>45</b>	<b>37</b>	<b>9</b>	<b>4</b>	<b>6=101</b>
<i>May, 2003</i>	52	24	13	8	3=100
<b>Nigeria (Muslims)</b>	<b>6</b>	<b>13</b>	<b>36</b>	<b>43</b>	<b>2=100</b>
<i>May, 2003</i>	13	15	17	54	2=101
<b>China</b>	<b>6</b>	<b>28</b>	<b>29</b>	<b>8</b>	<b>29=100</b>
<b>Japan</b>	<b>5</b>	<b>27</b>	<b>43</b>	<b>25</b>	<b>1=101</b>

c. British Prime Minister Tony Blair

<b>United States</b>	<b>25</b>	<b>41</b>	<b>13</b>	<b>8</b>	<b>13=100</b>
<i>May, 2005</i>	29	44	11	7	9=100
<i>May, 2003</i>	51	32	4	5	8=100
<b>Great Britain</b>	<b>11</b>	<b>47</b>	<b>20</b>	<b>20</b>	<b>1=99</b>
<i>May, 2005</i>	20	40	20	20	1=101
<i>May, 2003</i>	28	43	15	13	1=100
<i>August, 2001</i>	14	46	23	16	1=100
<b>France</b>	<b>5</b>	<b>39</b>	<b>33</b>	<b>23</b>	<b>0=100</b>
<i>May, 2005</i>	8	42	32	18	*=100
<i>May, 2003</i>	3	37	33	26	*=99
<b>Germany</b>	<b>8</b>	<b>43</b>	<b>32</b>	<b>13</b>	<b>3=99</b>
<i>May, 2005</i>	9	43	31	13	4=100
<i>May, 2003</i>	10	44	30	14	2=100
<b>Spain</b>	<b>2</b>	<b>17</b>	<b>33</b>	<b>41</b>	<b>6=99</b>
<i>May, 2005</i>	4	24	42	26	4=100
<i>May, 2003</i>	11	32	18	33	6=100
<b>Russia</b>	<b>5</b>	<b>26</b>	<b>29</b>	<b>13</b>	<b>27=100</b>
<i>May, 2005</i>	5	32	29	7	27=100
<i>May, 2003</i>	1	16	21	30	33=101
<b>Egypt</b>	<b>1</b>	<b>5</b>	<b>26</b>	<b>66</b>	<b>2=100</b>
<b>Turkey</b>	<b>*</b>	<b>7</b>	<b>6</b>	<b>68</b>	<b>19=100</b>
<i>May, 2005</i>	2	12	12	56	18=100
<i>May, 2003</i>	1	8	8	73	9=99
<b>Indonesia</b>	<b>4</b>	<b>19</b>	<b>37</b>	<b>24</b>	<b>16=100</b>
<i>May, 2005</i>	4	23	32	12	30=101
<i>May, 2003</i>	1	10	35	45	8=99
<b>India</b>	<b>10</b>	<b>31</b>	<b>17</b>	<b>19</b>	<b>23=100</b>
<i>May, 2005</i>	15	32	14	11	28=100
<b>Pakistan</b>	<b>1</b>	<b>5</b>	<b>12</b>	<b>44</b>	<b>38=100</b>
<i>May, 2005</i>	2	5	20	37	35=99
<i>May, 2003</i>	1	5	3	70	21=100
<b>Jordan</b>	<b>*</b>	<b>4</b>	<b>38</b>	<b>57</b>	<b>1=100</b>
<i>May, 2005</i>	*	3	32	64	1=100
<i>May, 2003</i>	*	1	9	90	0=100

Q.40 CONTINUED...

	<u>A lot of confidence</u>	<u>Some confidence</u>	<u>Not too much confidence</u>	<u>No confidence at all</u>	<u>Don't know/Refused</u>
<b>Nigeria (GP)</b>	<b>18</b>	<b>28</b>	<b>24</b>	<b>19</b>	<b>11=100</b>
<i>May, 2003</i>	26	24	20	25	6=101
<b>Nigeria (Christians)</b>	<b>30</b>	<b>40</b>	<b>12</b>	<b>3</b>	<b>15=100</b>
<i>May, 2003</i>	41	32	18	4	5=100
<b>Nigeria (Muslims)</b>	<b>5</b>	<b>14</b>	<b>38</b>	<b>38</b>	<b>5=100</b>
<i>May, 2003</i>	12	16	22	44	6=100
<b>China</b>	<b>4</b>	<b>30</b>	<b>26</b>	<b>4</b>	<b>35=99</b>
<b>Japan</b>	<b>6</b>	<b>52</b>	<b>33</b>	<b>5</b>	<b>4=100</b>

e. Russian President Vladimir Putin

<b>United States</b>	<b>3</b>	<b>30</b>	<b>26</b>	<b>19</b>	<b>22=100</b>
<i>May, 2003</i>	2	38	28	19	13=100
<b>Great Britain</b>	<b>3</b>	<b>30</b>	<b>27</b>	<b>24</b>	<b>16=100</b>
<i>May, 2003</i>	10	43	23	13	10=99
<i>August, 2001</i>	1	25	35	22	17=100
<b>France</b>	<b>2</b>	<b>22</b>	<b>34</b>	<b>43</b>	<b>1=102</b>
<i>May, 2003</i>	5	43	27	25	1=101
<i>August, 2001</i>	2	12	39	38	9=100
<b>Germany</b>	<b>5</b>	<b>45</b>	<b>29</b>	<b>17</b>	<b>4=100</b>
<i>May, 2003</i>	24	51	18	6	1=100
<i>August, 2001</i>	4	37	31	24	4=100
<b>Spain</b>	<b>1</b>	<b>9</b>	<b>31</b>	<b>46</b>	<b>13=100</b>
<i>May, 2003</i>	5	26	24	33	13=101
<b>Russia</b>	<b>27</b>	<b>48</b>	<b>13</b>	<b>4</b>	<b>8=100</b>
<i>May, 2003</i>	28	48	19	3	1=99
<b>Egypt</b>	<b>1</b>	<b>18</b>	<b>47</b>	<b>25</b>	<b>9=100</b>
<b>Turkey</b>	<b>1</b>	<b>8</b>	<b>6</b>	<b>62</b>	<b>22=99</b>
<b>Indonesia</b>	<b>2</b>	<b>19</b>	<b>29</b>	<b>11</b>	<b>38=99</b>
<b>India</b>	<b>11</b>	<b>25</b>	<b>14</b>	<b>14</b>	<b>36=100</b>
<b>Pakistan</b>	<b>1</b>	<b>6</b>	<b>11</b>	<b>31</b>	<b>51=100</b>
<b>Jordan</b>	<b>2</b>	<b>12</b>	<b>45</b>	<b>33</b>	<b>8=100</b>
<b>Nigeria (GP)</b>	<b>4</b>	<b>22</b>	<b>28</b>	<b>16</b>	<b>29=99</b>
<i>May, 2003</i>	11	27	29	12	21=100
<b>Nigeria (Christians)</b>	<b>6</b>	<b>23</b>	<b>23</b>	<b>12</b>	<b>36=100</b>
<i>May, 2003</i>	13	28	32	8	19=100
<b>Nigeria (Muslims)</b>	<b>3</b>	<b>21</b>	<b>34</b>	<b>21</b>	<b>21=100</b>
<i>May, 2003</i>	9	25	26	17	23=100
<b>China</b>	<b>13</b>	<b>37</b>	<b>16</b>	<b>2</b>	<b>32=100</b>
<b>Japan</b>	<b>2</b>	<b>38</b>	<b>44</b>	<b>11</b>	<b>5=100</b>

**Q.40 CONTINUED...**

	<u>A lot of confidence</u>	<u>Some confidence</u>	<u>Not too much confidence</u>	<u>No confidence at all</u>	<u>Don't know/Refused</u>
f. German Chancellor Angela Merkel					
United States	5	33	14	11	39=102
Great Britain	6	45	15	11	23=100
France	12	68	12	7	1=100
Germany	34	43	13	9	1=100
Spain	5	32	19	19	25=100
Russia	9	31	18	5	37=100
Turkey	1	10	6	58	25=100
g. Iranian President Mahmoud Ahmadinejad					
Great Britain	2	14	21	39	24=100
France	*	11	28	57	4=100
Germany	*	11	18	60	10=100
Spain	1	3	16	53	27=100
Russia	3	12	26	18	42=101
Egypt	5	21	42	25	7=100
Turkey	6	19	8	41	26=100
Indonesia	9	39	19	4	29=100
Pakistan	15	17	8	17	44=101
Jordan	4	18	43	27	9=101
Nigeria (GP)	13	27	16	21	23=100
Nigeria (Christians)	2	11	20	34	33=100
Nigeria (Muslims)	25	44	13	7	11=100
<b>ASK OF ALL:</b>					
Egypt	3	21	35	33	9=101
Turkey	13	24	7	29	27=100
Indonesia	7	33	20	4	36=100
India	4	18	19	49	10=100
Pakistan	43	30	7	14	7=101
Jordan	3	26	40	25	6=100
Nigeria (GP)	8	23	25	18	26=100
Nigeria (Christians)	3	12	25	24	36=100
Nigeria (Muslims)	13	35	26	12	14=100

**Q.40 CONTINUED...**

	<u>A lot of confidence</u>	<u>Some confidence</u>	<u>Not too much confidence</u>	<u>No confidence at all</u>	<u>Don't know/Refused</u>
i. Egyptian President Hosni Mubarak					
<b>ASKED OF ALL:</b>					
Egypt	49	37	11	3	1=101
Turkey	9	24	8	32	28=101
Indonesia	11	42	19	5	23=100
Pakistan	9	17	8	18	48=100
Jordan	13	26	41	18	3=101
Nigeria (GP)	10	30	24	12	24=100
Nigeria (Christians)	6	20	25	17	32=100
Nigeria (Muslims)	15	41	22	8	14=100

Q.41 How much of a danger is the (INSERT) and world peace? A great danger, moderate danger, small danger, or no danger at all?

	<u>A great danger</u>	<u>Moderate danger</u>	<u>Small danger</u>	<u>No danger at all</u>	<u>Don't know/ Refused</u>
a. Current government in North Korea to stability in Asia					
<b>United States</b>	<b>34</b>	<b>36</b>	<b>12</b>	<b>5</b>	<b>13=100</b>
<i>May, 2003</i>	38	39	11	5	7=100
<i>Nov., 2002</i>	21	44	15	4	16=100
<b>Great Britain</b>	<b>19</b>	<b>38</b>	<b>15</b>	<b>2</b>	<b>26=100</b>
<i>May, 2003</i>	31	40	13	6	10=100
<i>Nov., 2002</i>	13	45	18	6	18=100
<b>France</b>	<b>16</b>	<b>39</b>	<b>35</b>	<b>5</b>	<b>4=99</b>
<i>May, 2003</i>	18	38	29	9	6=100
<i>Nov., 2002</i>	10	29	40	11	10=100
<b>Germany</b>	<b>23</b>	<b>40</b>	<b>19</b>	<b>3</b>	<b>16=101</b>
<i>May, 2003</i>	37	40	14	3	6=100
<i>Nov., 2002</i>	16	41	24	5	14=100
<b>Spain</b>	<b>21</b>	<b>24</b>	<b>12</b>	<b>10</b>	<b>33=100</b>
<i>May, 2003</i>	16	32	22	8	22=100
<b>Russia</b>	<b>10</b>	<b>25</b>	<b>21</b>	<b>19</b>	<b>26=101</b>
<i>May, 2003</i>	6	12	16	30	36=100
<i>Nov., 2002</i>	7	18	20	26	29=100
<b>Egypt</b>	<b>14</b>	<b>21</b>	<b>27</b>	<b>26</b>	<b>12=100</b>
<b>Turkey</b>	<b>6</b>	<b>14</b>	<b>19</b>	<b>20</b>	<b>41=100</b>
<i>May, 2003</i>	7	14	15	30	34=100
<i>Nov., 2002</i>	9	14	13	31	33=100
<b>Indonesia</b>	<b>4</b>	<b>27</b>	<b>26</b>	<b>27</b>	<b>17=101</b>
<i>May, 2003</i>	14	25	29	20	11=99
<b>India</b>	<b>6</b>	<b>21</b>	<b>18</b>	<b>17</b>	<b>38=100</b>
<b>Pakistan</b>	<b>8</b>	<b>10</b>	<b>7</b>	<b>19</b>	<b>56=100</b>
<i>May, 2003</i>	4	8	11	38	39=100
<b>Jordan</b>	<b>18</b>	<b>24</b>	<b>34</b>	<b>21</b>	<b>3=100</b>
<i>May, 2003</i>	15	23	24	20	19=101
<b>Nigeria (GP)</b>	<b>11</b>	<b>17</b>	<b>23</b>	<b>15</b>	<b>33=99</b>
<i>May, 2003</i>	18	18	21	25	17=99
<b>Nigeria (Christians)</b>	<b>15</b>	<b>19</b>	<b>18</b>	<b>9</b>	<b>39=100</b>
<i>May, 2003</i>	22	22	19	19	18=100
<b>Nigeria (Muslims)</b>	<b>6</b>	<b>16</b>	<b>30</b>	<b>23</b>	<b>25=100</b>
<i>May, 2003</i>	15	15	23	31	16=100
<b>China</b>	<b>11</b>	<b>36</b>	<b>16</b>	<b>7</b>	<b>31=101</b>
<b>Japan</b>	<b>46</b>	<b>28</b>	<b>14</b>	<b>9</b>	<b>3=100</b>

Q.41 CONTINUED...

	A great <u>danger</u>	Moderate <u>danger</u>	Small <u>danger</u>	No <u>danger at all</u>	Don't know/ <u>Refused</u>
b. Current government in Iran to stability in the Middle East					
<b>United States</b>	<b>46</b>	<b>34</b>	<b>8</b>	<b>3</b>	<b>9=100</b>
<i>May, 2003</i>	26	45	16	5	8=100
<i>Nov., 2002</i>	33	41	10	3	13=100
<b>Great Britain</b>	<b>34</b>	<b>36</b>	<b>13</b>	<b>3</b>	<b>14=100</b>
<i>May, 2003</i>	11	43	24	10	12=100
<i>Nov, 2002</i>	24	44	14	8	10=100
<b>France</b>	<b>31</b>	<b>47</b>	<b>18</b>	<b>3</b>	<b>1=100</b>
<i>May, 2003</i>	11	37	39	9	4=100
<i>Nov., 2002</i>	17	37	32	9	5=100
<b>Germany</b>	<b>51</b>	<b>34</b>	<b>8</b>	<b>2</b>	<b>5=100</b>
<i>May, 2003</i>	18	47	22	6	8=101
<i>Nov., 2002</i>	24	40	23	4	9=100
<b>Spain</b>	<b>38</b>	<b>26</b>	<b>12</b>	<b>6</b>	<b>18=100</b>
<i>May, 2003</i>	11	31	27	11	20=100
<b>Russia</b>	<b>20</b>	<b>32</b>	<b>18</b>	<b>8</b>	<b>22=100</b>
<i>May, 2003</i>	8	9	15	35	33=100
<i>Nov., 2002</i>	12	20	18	20	30=100
<b>Egypt</b>	<b>14</b>	<b>20</b>	<b>36</b>	<b>25</b>	<b>4=99</b>
<b>Turkey</b>	<b>16</b>	<b>19</b>	<b>16</b>	<b>22</b>	<b>27=100</b>
<i>May, 2003</i>	11	17	16	34	22=100
<i>Nov., 2002</i>	14	20	14	32	20=100
<b>Indonesia</b>	<b>7</b>	<b>29</b>	<b>23</b>	<b>29</b>	<b>13=101</b>
<i>May, 2003</i>	9	18	27	36	10=100
<b>India</b>	<b>8</b>	<b>21</b>	<b>20</b>	<b>15</b>	<b>36=100</b>
<b>Pakistan</b>	<b>4</b>	<b>12</b>	<b>10</b>	<b>27</b>	<b>47=100</b>
<i>May, 2003</i>	3	6	6	51	34=100
<b>Jordan</b>	<b>19</b>	<b>25</b>	<b>33</b>	<b>23</b>	<b>1=101</b>
<i>May, 2003</i>	6	10	36	30	18=100
<b>Nigeria (GP)</b>	<b>15</b>	<b>23</b>	<b>22</b>	<b>17</b>	<b>23=100</b>
<i>May, 2003</i>	24	17	20	27	13=101
<b>Nigeria (Christians)</b>	<b>20</b>	<b>23</b>	<b>19</b>	<b>7</b>	<b>32=101</b>
<i>May, 2003</i>	31	19	19	17	14=100
<b>Nigeria (Muslims)</b>	<b>9</b>	<b>23</b>	<b>26</b>	<b>29</b>	<b>13=100</b>
<i>May, 2003</i>	17	15	21	35	12=100
<b>China</b>	<b>22</b>	<b>28</b>	<b>15</b>	<b>3</b>	<b>33=101</b>
<b>Japan</b>	<b>29</b>	<b>41</b>	<b>22</b>	<b>4</b>	<b>5=101</b>

**Q.41 CONTINUED...**

	<u>A great danger</u>	<u>Moderate danger</u>	<u>Small danger</u>	<u>No danger at all</u>	<u>Don't know/Refused</u>
c. American presence in Iraq to stability in the Middle East					
<b>United States</b>	<b>31</b>	<b>39</b>	<b>14</b>	<b>9</b>	<b>7=100</b>
<b>Great Britain</b>	<b>41</b>	<b>40</b>	<b>11</b>	<b>3</b>	<b>5=100</b>
<b>France</b>	<b>36</b>	<b>48</b>	<b>14</b>	<b>2</b>	<b>0=100</b>
<b>Germany</b>	<b>40</b>	<b>42</b>	<b>13</b>	<b>3</b>	<b>2=100</b>
<b>Spain</b>	<b>56</b>	<b>22</b>	<b>7</b>	<b>4</b>	<b>11=100</b>
<b>Russia</b>	<b>45</b>	<b>27</b>	<b>11</b>	<b>3</b>	<b>15=101</b>
<b>Egypt</b>	<b>56</b>	<b>32</b>	<b>9</b>	<b>3</b>	<b>1=101</b>
<b>Turkey</b>	<b>60</b>	<b>12</b>	<b>4</b>	<b>4</b>	<b>20=100</b>
<b>Indonesia</b>	<b>31</b>	<b>46</b>	<b>12</b>	<b>5</b>	<b>6=100</b>
<b>India</b>	<b>15</b>	<b>22</b>	<b>17</b>	<b>14</b>	<b>32=100</b>
<b>Pakistan</b>	<b>28</b>	<b>11</b>	<b>9</b>	<b>8</b>	<b>45=101</b>
<b>Jordan</b>	<b>58</b>	<b>36</b>	<b>5</b>	<b>1</b>	<b>*=100</b>
<b>Nigeria (GP)</b>	<b>25</b>	<b>27</b>	<b>23</b>	<b>10</b>	<b>15=100</b>
<b>Nigeria (Christians)</b>	<b>15</b>	<b>25</b>	<b>24</b>	<b>16</b>	<b>20=100</b>
<b>Nigeria (Muslims)</b>	<b>37</b>	<b>29</b>	<b>22</b>	<b>5</b>	<b>7=100</b>
<b>China</b>	<b>31</b>	<b>25</b>	<b>9</b>	<b>4</b>	<b>31=100</b>
<b>Japan</b>	<b>29</b>	<b>40</b>	<b>21</b>	<b>6</b>	<b>4=100</b>

d. Israeli-Palestinian conflict to stability in the Middle East

<b>United States</b>	<b>43</b>	<b>36</b>	<b>8</b>	<b>3</b>	<b>10=100</b>
<b>Great Britain</b>	<b>45</b>	<b>35</b>	<b>10</b>	<b>1</b>	<b>9=100</b>
<b>France</b>	<b>35</b>	<b>51</b>	<b>12</b>	<b>2</b>	<b>0=100</b>
<b>Germany</b>	<b>51</b>	<b>38</b>	<b>7</b>	<b>1</b>	<b>4=101</b>
<b>Spain</b>	<b>52</b>	<b>26</b>	<b>7</b>	<b>2</b>	<b>14=101</b>
<b>Russia</b>	<b>41</b>	<b>28</b>	<b>9</b>	<b>5</b>	<b>17=100</b>
<b>Egypt</b>	<b>68</b>	<b>25</b>	<b>5</b>	<b>2</b>	<b>1=101</b>
<b>Turkey</b>	<b>42</b>	<b>26</b>	<b>7</b>	<b>4</b>	<b>21=100</b>
<b>Indonesia</b>	<b>33</b>	<b>44</b>	<b>12</b>	<b>5</b>	<b>6=100</b>
<b>India</b>	<b>13</b>	<b>18</b>	<b>17</b>	<b>14</b>	<b>38=100</b>
<b>Pakistan</b>	<b>22</b>	<b>15</b>	<b>9</b>	<b>8</b>	<b>46=100</b>
<b>Jordan</b>	<b>67</b>	<b>28</b>	<b>5</b>	<b>1</b>	<b>0=101</b>
<b>Nigeria (GP)</b>	<b>27</b>	<b>27</b>	<b>21</b>	<b>6</b>	<b>19=100</b>
<b>Nigeria (Christians)</b>	<b>22</b>	<b>28</b>	<b>16</b>	<b>9</b>	<b>25=100</b>
<b>Nigeria (Muslims)</b>	<b>33</b>	<b>26</b>	<b>26</b>	<b>5</b>	<b>10=100</b>
<b>China</b>	<b>27</b>	<b>27</b>	<b>9</b>	<b>3</b>	<b>34=100</b>
<b>Japan</b>	<b>40</b>	<b>37</b>	<b>14</b>	<b>3</b>	<b>6=100</b>



**ASK ALL:**

Q.42 Now I will read a list of some things that have happened in the world recently. For each one, please tell me if you've heard of it or not. The first is **[INSERT ITEM]**. Have you heard of it or not?

	<u>Heard of it</u>	<u>Never heard of it</u>	<u>Don't know/ Refused</u>
a. The dispute about Iran's nuclear program			
<b>United States</b>	<b>83</b>	<b>17</b>	<b>*=100</b>
<b>Great Britain</b>	<b>84</b>	<b>16</b>	<b>1=101</b>
<b>France</b>	<b>82</b>	<b>18</b>	<b>0=100</b>
<b>Germany</b>	<b>91</b>	<b>9</b>	<b>0=100</b>
<b>Spain</b>	<b>73</b>	<b>25</b>	<b>2=100</b>
<b>Russia</b>	<b>69</b>	<b>29</b>	<b>2=100</b>
<b>Egypt</b>	<b>93</b>	<b>6</b>	<b>1=100</b>
<b>Turkey</b>	<b>68</b>	<b>29</b>	<b>3=100</b>
<b>Indonesia</b>	<b>55</b>	<b>41</b>	<b>4=100</b>
<b>India</b>	<b>50</b>	<b>38</b>	<b>12=100</b>
<b>Pakistan</b>	<b>37</b>	<b>45</b>	<b>18=100</b>
<b>Jordan</b>	<b>96</b>	<b>4</b>	<b>*=100</b>
<b>Nigeria (GP)</b>	<b>56</b>	<b>40</b>	<b>4=100</b>
<b>Nigeria (Christians)</b>	<b>53</b>	<b>41</b>	<b>6=100</b>
<b>Nigeria (Muslims)</b>	<b>60</b>	<b>37</b>	<b>3=100</b>
<b>China</b>	<b>37</b>	<b>54</b>	<b>9=100</b>
<b>Japan</b>	<b>83</b>	<b>17</b>	<b>0=100</b>
b. The Hamas Party's victory in the Palestinian elections			
<b>United States</b>	<b>58</b>	<b>41</b>	<b>1=100</b>
<b>Great Britain</b>	<b>67</b>	<b>32</b>	<b>1=100</b>
<b>France</b>	<b>83</b>	<b>17</b>	<b>0=100</b>
<b>Germany</b>	<b>85</b>	<b>14</b>	<b>*=99</b>
<b>Spain</b>	<b>68</b>	<b>30</b>	<b>2=100</b>
<b>Russia</b>	<b>52</b>	<b>45</b>	<b>3=100</b>
<b>Egypt</b>	<b>98</b>	<b>1</b>	<b>1=100</b>
<b>Turkey</b>	<b>56</b>	<b>38</b>	<b>7=101</b>
<b>Indonesia</b>	<b>31</b>	<b>60</b>	<b>9=100</b>
<b>India</b>	<b>21</b>	<b>59</b>	<b>19=99</b>
<b>Pakistan</b>	<b>20</b>	<b>60</b>	<b>20=100</b>
<b>Jordan</b>	<b>97</b>	<b>3</b>	<b>*=100</b>
<b>Nigeria (GP)</b>	<b>27</b>	<b>66</b>	<b>7=100</b>
<b>Nigeria (Christians)</b>	<b>28</b>	<b>63</b>	<b>9=100</b>
<b>Nigeria (Muslims)</b>	<b>27</b>	<b>68</b>	<b>5=100</b>
<b>China</b>	<b>27</b>	<b>62</b>	<b>11=100</b>
<b>Japan</b>	<b>75</b>	<b>24</b>	<b>1=100</b>

**Q.42 CONTINUED...**

	<u>Heard of it</u>	<u>Never heard of it</u>	<u>Don't know/ Refused</u>
c. Reports about abuses in American run prisons at Abu Ghraib, Guantanamo and elsewhere			
United States	76	23	1=100
Great Britain	90	10	0=100
France	88	12	0=100
Germany	98	2	0=100
Spain	90	9	1=100
Russia	58	40	2=100
Egypt	80	19	1=100
Turkey	68	26	6=100
Indonesia	28	62	10=100
India	23	57	20=100
Pakistan	21	56	24=101
Jordan	79	21	*=100
Nigeria (GP)	22	71	7=100
Nigeria (Christians)	27	65	8=100
Nigeria (Muslims)	18	77	5=100
China	38	52	9=99
Japan	88	12	*=100
d. U.S. aid to Pakistan following the October earthquake			
United States	69	30	1=100
Great Britain	73	26	1=100
France	63	37	0=100
Germany	66	31	2=99
Spain	55	43	2=100
Russia	38	58	4=100
Egypt	39	60	2=101
Turkey	54	41	5=100
Indonesia	31	60	9=100
India	60	29	11=100
Pakistan	85	9	6=100
Jordan	54	45	1=100
Nigeria (GP)	39	55	6=100
Nigeria (Christians)	47	46	7=100
Nigeria (Muslims)	31	64	5=100
China	31	59	10=100
Japan	60	40	*=100

**Q.42 CONTINUED...**

	<u>Heard of it</u>	<u>Never heard of it</u>	<u>Don't know/ Refused</u>
e. The disease called bird flu found in many countries around the world			
United States	92	8	*=100
Great Britain	97	3	0=100
France	100	*	0=100
Germany	100	*	0=100
Spain	99	1	*=100
Russia	98	2	1=101
Egypt	96	4	0=100
Turkey	97	1	1=99
Indonesia	99	1	*=100
India	99	*	1=100
Pakistan	82	10	8=100
Jordan	98	2	*=100
Nigeria (GP)	98	2	0=100
Nigeria (Christians)	98	3	0=101
Nigeria (Muslims)	99	1	0=100
China	93	5	2=100
Japan	99	1	0=100

f. The environmental problem of global warming

United States	91	9	*=100
Great Britain	100	1	0=101
France	97	3	0=100
Germany	95	5	*=100
Spain	93	6	1=100
Russia	80	17	3=100
Egypt	47	51	2=100
Turkey	75	22	3=100
Indonesia	35	57	8=100
India	57	34	9=100
Pakistan	12	60	28=100
Jordan	48	47	5=100
Nigeria (GP)	42	54	4=100
Nigeria (Christians)	57	38	5=100
Nigeria (Muslims)	26	71	3=100
China	78	19	4=101
Japan	99	1	0=100

**Q.42 CONTINUED...**

	Heard of it	Never heard of it	Don't know/ Refused
g. The debate over an Arab-owned company possibly running US ports			
<b>Egypt</b>	<b>45</b>	<b>53</b>	<b>2=100</b>
<b>Turkey</b>	<b>24</b>	<b>69</b>	<b>7=100</b>
<b>Indonesia</b>	<b>10</b>	<b>78</b>	<b>12=100</b>
<b>Pakistan</b>	<b>8</b>	<b>63</b>	<b>29=100</b>
<b>Jordan</b>	<b>36</b>	<b>59</b>	<b>5=100</b>
<b>Nigeria (GP)</b>	<b>20</b>	<b>74</b>	<b>6=100</b>
<b>Nigeria (Christians)</b>	<b>25</b>	<b>68</b>	<b>7=100</b>
<b>Nigeria (Muslims)</b>	<b>15</b>	<b>81</b>	<b>5=101</b>

**ASK IF HEARD OF DEBATE OVER ARAB RUN PORTS (Q42g=1):**

Q.43 Do you think that American opposition to a Dubai company managing several U.S. ports reflects reasonable concerns about terrorism or does it reflect prejudice against Arabs?<sup>7</sup>

	Reasonable concerns	Prejudice against Arabs	Other (VOL)	Don't know/ Refused	(N)
<b>Egypt</b>	<b>13</b>	<b>69</b>	<b>18</b>	<b>*=100</b>	<b>(N=414)</b>
<b>Turkey</b>	<b>26</b>	<b>64</b>	<b>1</b>	<b>9=100</b>	<b>(N=246)</b>
<b>Indonesia</b>	<b>38</b>	<b>58</b>	<b>0</b>	<b>4=100</b>	<b>(N=109)</b>
<b>Pakistan</b>	<b>15</b>	<b>63</b>	<b>0</b>	<b>22=100</b>	<b>(N=133)</b>
<b>Jordan</b>	<b>23</b>	<b>72</b>	<b>2</b>	<b>3=100</b>	<b>(N=365)</b>
<b>Nigeria (GP)</b>	<b>51</b>	<b>40</b>	<b>1</b>	<b>9=101</b>	<b>(N=199)</b>
<b>Nigeria (Christians)</b>	<b>66</b>	<b>26</b>	<b>1</b>	<b>8=101</b>	<b>(N=128)</b>

<sup>7</sup> Due to the small sample size data are not reported for Nigerian Muslims.

**ASK ALL:**

Q.44 Overall, do you think the war with Iraq that removed Saddam Hussein from power made the world a safer place or a more dangerous place?

	Safer <u>place</u>	More dangerous <u>place</u>	No change <u>(VOL)</u>	Don't know/ <u>Refused</u>
<b>United States</b>	<b>51</b>	<b>37</b>	<b>4</b>	<b>8=100</b>
<i>May, 2005</i>	49	40	5	6=100
<b>Great Britain</b>	<b>30</b>	<b>60</b>	<b>4</b>	<b>7=101</b>
<i>May, 2005</i>	39	47	8	6=100
<b>France</b>	<b>20</b>	<b>76</b>	<b>3</b>	<b>1=100</b>
<i>May, 2005</i>	23	70	6	2=101
<b>Germany</b>	<b>21</b>	<b>66</b>	<b>7</b>	<b>6=100</b>
<i>May, 2005</i>	28	58	9	6=101
<b>Spain</b>	<b>7</b>	<b>68</b>	<b>17</b>	<b>8=100</b>
<i>May, 2005</i>	13	68	14	5=100
<b>Russia</b>	<b>17</b>	<b>44</b>	<b>25</b>	<b>14=100</b>
<i>May, 2005</i>	17	49	24	10=100
<b>Egypt</b>	<b>10</b>	<b>70</b>	<b>15</b>	<b>5=100</b>
<b>Turkey</b>	<b>8</b>	<b>70</b>	<b>9</b>	<b>13=100</b>
<i>May, 2005</i>	14	59	14	13=100
<b>Indonesia</b>	<b>12</b>	<b>54</b>	<b>27</b>	<b>7=100</b>
<i>May, 2005</i>	13	50	24	13=100
<b>Pakistan</b>	<b>11</b>	<b>52</b>	<b>6</b>	<b>31=100</b>
<i>May, 2005</i>	9	53	11	27=100
<b>India</b>	<b>41</b>	<b>34</b>	<b>12</b>	<b>13=100</b>
<i>May, 2005</i>	45	26	15	14=100
<b>Jordan</b>	<b>16</b>	<b>74</b>	<b>10</b>	<b>*=100</b>
<i>May, 2005</i>	26	66	7	1=100
<b>Nigeria (GP)</b>	<b>41</b>	<b>32</b>	<b>16</b>	<b>12=101</b>
<b>Nigeria (Christians)</b>	<b>53</b>	<b>19</b>	<b>14</b>	<b>14=100</b>
<b>Nigeria (Muslims)</b>	<b>27</b>	<b>46</b>	<b>19</b>	<b>8=100</b>
<b>China</b>	<b>8</b>	<b>44</b>	<b>14</b>	<b>34=100</b>
<i>May, 2005</i>	8	57	19	16=100
<b>Japan</b>	<b>26</b>	<b>61</b>	<b>5</b>	<b>8=100</b>

**ASK ALL:**

Q.45 Regardless of what you think about the original decision to use military force in Iraq, do you now believe that efforts to establish a stable democratic government in Iraq will definitely succeed, probably succeed, probably fail, or definitely fail?

	Definitely <u>succeed</u>	Probably <u>succeed</u>	Probably <u>fail</u>	Definitely <u>fail</u>	Don't know/ <u>Refused</u>
<b>United States</b>	<b>9</b>	<b>45</b>	<b>31</b>	<b>8</b>	<b>7=100</b>
<i>March, 2006</i>	10	39	33	10	8=100
<i>February, 2006</i>	16	39	28	11	6=100
<i>January, 2006</i>	14	42	26	8	10=100
<i>December, 2005</i>	16	41	28	9	6=100
<i>Late Oct, 2005</i>	12	44	29	8	7=100
<i>July, 2005</i>	17	43	25	8	7=100
<b>Great Britain</b>	<b>2</b>	<b>50</b>	<b>35</b>	<b>8</b>	<b>5=100</b>

Q.45 CONTINUED...

	Definitely <u>succeed</u>	Probably <u>succeed</u>	Probably <u>fail</u>	Definitely <u>fail</u>	Don't know/ <u>Refused</u>
<b>France</b>	<b>3</b>	<b>40</b>	<b>40</b>	<b>17</b>	<b>*=100</b>
<b>Germany</b>	<b>2</b>	<b>31</b>	<b>52</b>	<b>12</b>	<b>4=101</b>
<b>Spain</b>	<b>2</b>	<b>16</b>	<b>45</b>	<b>23</b>	<b>14=100</b>
<b>Russia</b>	<b>3</b>	<b>14</b>	<b>38</b>	<b>20</b>	<b>25=100</b>
<b>Egypt</b>	<b>1</b>	<b>31</b>	<b>38</b>	<b>25</b>	<b>6=101</b>
<b>Turkey</b>	<b>2</b>	<b>15</b>	<b>22</b>	<b>42</b>	<b>19=100</b>
<b>Indonesia</b>	<b>3</b>	<b>30</b>	<b>36</b>	<b>16</b>	<b>15=100</b>
<b>India</b>	<b>23</b>	<b>36</b>	<b>13</b>	<b>6</b>	<b>22=100</b>
<b>Pakistan</b>	<b>11</b>	<b>27</b>	<b>10</b>	<b>14</b>	<b>38=100</b>
<b>Jordan</b>	<b>2</b>	<b>32</b>	<b>37</b>	<b>29</b>	<b>2=102</b>
<b>Nigeria (GP)</b>	<b>23</b>	<b>49</b>	<b>12</b>	<b>6</b>	<b>10=100</b>
<b>Nigeria (Christian)</b>	<b>23</b>	<b>56</b>	<b>6</b>	<b>2</b>	<b>13=100</b>
<b>Nigeria (Muslims)</b>	<b>24</b>	<b>40</b>	<b>19</b>	<b>11</b>	<b>6=100</b>
<b>China</b>	<b>2</b>	<b>17</b>	<b>34</b>	<b>7</b>	<b>40=100</b>
<b>Japan</b>	<b>2</b>	<b>36</b>	<b>51</b>	<b>4</b>	<b>7=100</b>

Q.46 Now thinking about the dispute between Israel and the Palestinians, which side do you sympathize with more, Israel or the Palestinians?

	<u>Israel</u>	<u>Palestinians</u>	Both <u>(VOL)</u>	Neither <u>(VOL)</u>	Don't know/ <u>Refused</u>
<b>United States</b>	<b>48</b>	<b>13</b>	<b>4</b>	<b>14</b>	<b>21=100</b>
<i>March, 2004</i>	46	12	8	15	19=99
<i>Mid-July, 2003</i>	41	13	8	18	20=100
<i>April, 2002</i>	41	13	6	21	19=100
<i>Mid-Oct., 2001</i>	47	10	8	18	17=100
<i>Early Sept., 2001</i>	40	17	6	23	14=100
<i>Sept. 1997</i>	48	13	5	16	18=100
<i>Sept. 1993</i>	45	21	3	18	12=100
<i>Chicago CFR 1990</i>	34	13	7	26	20=100
<i>Chicago CFR 1978</i>	38	12	8	15	13=100
<b>Great Britain</b>	<b>24</b>	<b>29</b>	<b>5</b>	<b>22</b>	<b>19=99</b>
<i>March, 2004</i>	22	28	15	18	17=100
<i>April, 2002</i>	17	28	11	23	21=100
<b>France</b>	<b>38</b>	<b>38</b>	<b>9</b>	<b>12</b>	<b>4=101</b>
<i>March, 2004</i>	20	28	11	30	11=100
<i>April, 2002</i>	19	36	8	25	12=100
<b>Germany</b>	<b>37</b>	<b>18</b>	<b>4</b>	<b>31</b>	<b>11=101</b>
<i>March, 2004</i>	24	24	7	32	12=99
<i>April, 2002</i>	24	26	4	33	13=100
<b>Spain</b>	<b>9</b>	<b>32</b>	<b>16</b>	<b>34</b>	<b>9=100</b>
<b>Russia</b>	<b>21</b>	<b>16</b>	<b>12</b>	<b>37</b>	<b>14=100</b>
<i>March, 2004</i>	23	14	15	34	14=100
<b>Egypt</b>	<b>2</b>	<b>97</b>	<b>1</b>	<b>*</b>	<b>*=100</b>
<b>Turkey</b>	<b>5</b>	<b>63</b>	<b>2</b>	<b>16</b>	<b>14=100</b>
<i>March, 2004</i>	6	63	4	16	11=100
<b>Indonesia</b>	<b>4</b>	<b>72</b>	<b>5</b>	<b>12</b>	<b>7=100</b>
<b>India</b>	<b>20</b>	<b>22</b>	<b>19</b>	<b>11</b>	<b>27=99</b>

**Q.46 CONTINUED...**

	<u>Israel</u>	<u>Palestinians</u>	<u>Both</u> <u>(VOL)</u>	<u>Neither</u> <u>(VOL)</u>	<u>Don't know/</u> <u>Refused</u>
<b>Pakistan</b>	<b>6</b>	<b>59</b>	<b>7</b>	<b>6</b>	<b>23=101</b>
<i>March, 2004</i>	<i>1</i>	<i>81</i>	<i>1</i>	<i>2</i>	<i>14=99</i>
<b>Jordan</b>	<b>1</b>	<b>97</b>	<b>1</b>	<b>1</b>	<b>*=100</b>
<i>March, 2004</i>	<i>1</i>	<i>93</i>	<i>*</i>	<i>4</i>	<i>2=100</i>
<b>Nigeria (GP)</b>	<b>29</b>	<b>35</b>	<b>18</b>	<b>6</b>	<b>12=100</b>
<b>Nigeria (Christians)</b>	<b>47</b>	<b>12</b>	<b>16</b>	<b>10</b>	<b>15=100</b>
<b>Nigeria (Muslims)</b>	<b>10</b>	<b>61</b>	<b>19</b>	<b>2</b>	<b>8=100</b>
<b>China</b>	<b>7</b>	<b>23</b>	<b>12</b>	<b>15</b>	<b>42=99</b>
<b>Japan</b>	<b>25</b>	<b>23</b>	<b>8</b>	<b>29</b>	<b>16=101</b>

**ASK IF HEARD ABOUT HAMAS WINNING THE ELECTION (Q42b=1):**

Q.47 Do you think it will be good or bad for the Palestinian people that Hamas won the election in January?

	<u>Good</u>	<u>Bad</u>	<u>Don't know/</u> <u>Refused</u>	<u>(N)</u>
<b>United States</b>	<b>20</b>	<b>50</b>	<b>30=100</b>	<b>(N=644)</b>
<b>Great Britain</b>	<b>32</b>	<b>34</b>	<b>34=100</b>	<b>(N=622)</b>
<b>France</b>	<b>24</b>	<b>69</b>	<b>7=100</b>	<b>(N=748)</b>
<b>Germany</b>	<b>11</b>	<b>71</b>	<b>17=99</b>	<b>(N=719)</b>
<b>Spain</b>	<b>28</b>	<b>47</b>	<b>25=100</b>	<b>(N=705)</b>
<b>Russia</b>	<b>24</b>	<b>32</b>	<b>44=100</b>	<b>(N=518)</b>
<b>Egypt</b>	<b>76</b>	<b>13</b>	<b>11=100</b>	<b>(N=918)</b>
<b>Turkey</b>	<b>44</b>	<b>23</b>	<b>33=100</b>	<b>(N=567)</b>
<b>Indonesia</b>	<b>61</b>	<b>23</b>	<b>16=100</b>	<b>(N=310)</b>
<b>India</b>	<b>48</b>	<b>30</b>	<b>22=100</b>	<b>(N=452)</b>
<b>Pakistan</b>	<b>87</b>	<b>4</b>	<b>9=100</b>	<b>(N=303)</b>
<b>Jordan</b>	<b>68</b>	<b>16</b>	<b>16=100</b>	<b>(N=969)</b>
<b>Nigeria (GP)</b>	<b>47</b>	<b>39</b>	<b>14=100</b>	<b>(N=273)</b>
<b>Nigeria (Christians)</b>	<b>31</b>	<b>55</b>	<b>14=100</b>	<b>(N=145)</b>
<b>Nigeria (Muslims)</b>	<b>64</b>	<b>21</b>	<b>15=100</b>	<b>(N=126)</b>

**ASK IF HEARD ABOUT HAMAS WINNING THE ELECTION (Q42b=1):**

Q.48 Do you think that Hamas winning the election will be helpful or harmful to a FAIR settlement of the dispute between Israel and the Palestinians?

	<u>Helpful</u>	<u>Harmful</u>	Don't know/ <u>Refused</u>	<u>(N)</u>
United States	15	57	28=100	(N=644)
Great Britain	24	50	26=100	(N=622)
France	27	70	3=100	(N=748)
Germany	18	67	14=99	(N=719)
Spain	23	52	25=100	(N=705)
Russia	25	41	34=100	(N=518)
Egypt	66	20	15=101	(N=918)
Turkey	31	34	35=100	(N=567)
Indonesia	57	27	16=100	(N=310)
India	42	37	21=100	(N=452)
Pakistan	77	8	15=100	(N=303)
Jordan	57	22	21=100	(N=969)
Nigeria (GP)	41	42	17=100	(N=273)
Nigeria (Christians)	30	56	14=100	(N=145)
Nigeria (Muslims)	53	27	20=100	(N=126)

**ASK ALL:**

Q.49 Should countries that now do not have nuclear weapons be stopped from developing them, or don't you think so?

	<u>Yes, should be stopped</u>	<u>No, should not be stopped</u>	Don't know/ <u>Refused</u>
United States	74	19	8=101
Great Britain	77	17	7=101
France	85	15	*=100
Germany	91	7	2=100
Spain	84	10	6=100
Russia	73	19	8=100
Egypt	41	44	14=99
Turkey	58	26	16=100
Indonesia	61	30	10=101
India	51	35	14=100
Pakistan	31	50	19=100
Jordan	32	53	16=101
Nigeria (GP)	65	30	5=100
Nigeria (Christians)	74	20	6=100
Nigeria (Muslims)	55	41	4=100
China	49	22	29=100
Japan	87	10	3=100



**ASK IF HEARD ABOUT IRAN NUCLEAR CONTROVERSY (Q42a=1):**

Q.50 Why do you think Iran wants to have a nuclear program to develop nuclear weapons, or To develop nuclear energy?

	<u>Weapons</u>	<u>Energy</u>	<u>Both (VOL)</u>	<u>Don't know/ Refused</u>	<u>(N)</u>
United States	72	9	10	9=100	(N=864)
Great Britain	49	21	14	17=101	(N=749)
France	74	20	5	1=100	(N=740)
Germany	71	16	7	7=101	(N=814)
Spain	65	10	14	11=100	(N=716)
Russia	44	20	27	10=101	(N=688)
Egypt	30	32	28	9=99	(N=870)
Turkey	38	21	28	13=100	(N=684)
Indonesia	33	44	18	4=99	(N=563)
India	40	37	13	10=100	(N=1044)
Pakistan	26	30	23	21=100	(N=552)
Jordan	38	24	28	10=100	(N=960)
Nigeria (GP)	53	23	16	8=100	(N=559)
Nigeria (Christians)	62	11	20	7=100	(N=274)
Nigeria (Muslims)	45	34	11	10=100	(N=279)
China	36	25	19	20=100	(N=850)
Japan	72	16	8	4=100	(N=436)

**ASK ALL:**

Q.51 Would you favor or oppose Iran acquiring nuclear weapons?

	<u>Favor</u>	<u>Oppose</u>	<u>Don't know/ Refused</u>
United States	3	92	5=100
Great Britain	5	89	6=100
France	7	92	*=99
Germany	3	97	1=101
Russia	11	82	8=101
Egypt	44	42	14=100
Turkey	23	61	16=100
Indonesia	30	59	11=100
India	25	59	16=100
Pakistan	52	15	32=99
Jordan	45	42	12=99
Nigeria (GP)	28	66	7=101
Nigeria (Christians)	15	79	7=101
Nigeria (Muslims)	42	51	7=100
China	18	52	29=99
Japan	4	95	1=100

**ASK ALL:**

Q.52 If Iran were to develop nuclear weapons, do you think they would be likely to [INSERT ITEM, RANDOMIZE] or not? Would Iran be likely to [NEXT ITEM], or not?

	Yes, <u>likely</u>	No, <u>not likely</u>	Don't know/ <u>Refused</u>
a. Attack the U.S. or European nations			
<b>United States</b>	<b>63</b>	<b>27</b>	<b>10=100</b>
<i>February, 2006</i>	<i>66</i>	<i>26</i>	<i>8=100</i>
<b>Great Britain</b>	<b>48</b>	<b>38</b>	<b>14=100</b>
<b>France</b>	<b>48</b>	<b>52</b>	<b>*=100</b>
<b>Germany</b>	<b>53</b>	<b>44</b>	<b>4=101</b>
<b>Spain</b>	<b>66</b>	<b>21</b>	<b>13=100</b>
<b>Russia</b>	<b>46</b>	<b>38</b>	<b>16=100</b>
<b>Egypt</b>	<b>43</b>	<b>40</b>	<b>17=100</b>
<b>Turkey</b>	<b>48</b>	<b>31</b>	<b>22=101</b>
<b>Indonesia</b>	<b>50</b>	<b>36</b>	<b>13=99</b>
<b>India</b>	<b>36</b>	<b>41</b>	<b>24=101</b>
<b>Pakistan</b>	<b>19</b>	<b>40</b>	<b>41=100</b>
<b>Jordan</b>	<b>51</b>	<b>39</b>	<b>10=100</b>
<b>Nigeria (GP)</b>	<b>55</b>	<b>32</b>	<b>13=100</b>
<b>Nigeria (Christians)</b>	<b>60</b>	<b>22</b>	<b>18=100</b>
<b>Nigeria (Muslims)</b>	<b>49</b>	<b>44</b>	<b>7=100</b>
<b>China</b>	<b>34</b>	<b>38</b>	<b>28=100</b>
<b>Japan</b>	<b>36</b>	<b>56</b>	<b>8=100</b>

	Yes, <u>likely</u>	No, <u>not likely</u>	Don't know/ <u>Refused</u>
b. Attack Israel			
<b>United States</b>	<b>74</b>	<b>13</b>	<b>13=100</b>
<i>February, 2006</i>	<i>72</i>	<i>16</i>	<i>12=100</i>
<b>Great Britain</b>	<b>53</b>	<b>21</b>	<b>27=101</b>
<b>France</b>	<b>63</b>	<b>36</b>	<b>1=100</b>
<b>Germany</b>	<b>65</b>	<b>26</b>	<b>9=100</b>
<b>Spain</b>	<b>60</b>	<b>22</b>	<b>18=100</b>
<b>Russia</b>	<b>37</b>	<b>40</b>	<b>23=100</b>
<b>Egypt</b>	<b>61</b>	<b>28</b>	<b>12=101</b>
<b>Turkey</b>	<b>51</b>	<b>24</b>	<b>25=100</b>
<b>Indonesia</b>	<b>49</b>	<b>34</b>	<b>17=100</b>
<b>India</b>	<b>35</b>	<b>35</b>	<b>30=100</b>
<b>Pakistan</b>	<b>13</b>	<b>45</b>	<b>42=100</b>
<b>Jordan</b>	<b>65</b>	<b>27</b>	<b>8=100</b>
<b>Nigeria (GP)</b>	<b>45</b>	<b>38</b>	<b>17=100</b>
<b>Nigeria (Christians)</b>	<b>54</b>	<b>26</b>	<b>21=101</b>
<b>Nigeria (Muslims)</b>	<b>36</b>	<b>52</b>	<b>12=100</b>

**Q.52 CONTINUED...**

	<u>Yes, likely</u>	<u>No, not likely</u>	<u>Don't know/ Refused</u>
<b>China</b>	<b>31</b>	<b>36</b>	<b>34=101</b>
<b>Japan</b>	<b>43</b>	<b>46</b>	<b>11=100</b>

c. Provide nuclear weapons to terrorist organizations

<b>United States</b>	<b>80</b>	<b>11</b>	<b>9=100</b>
<i>February, 2006</i>	<i>82</i>	<i>11</i>	<i>7=100</i>
<b>Great Britain</b>	<b>64</b>	<b>18</b>	<b>18=100</b>
<b>France</b>	<b>78</b>	<b>22</b>	<b>*=100</b>
<b>Germany</b>	<b>71</b>	<b>24</b>	<b>6=101</b>
<b>Spain</b>	<b>62</b>	<b>21</b>	<b>17=100</b>
<b>Russia</b>	<b>53</b>	<b>29</b>	<b>18=100</b>
<b>Egypt</b>	<b>17</b>	<b>67</b>	<b>16=100</b>
<b>Turkey</b>	<b>36</b>	<b>35</b>	<b>28=99</b>
<b>Indonesia</b>	<b>23</b>	<b>57</b>	<b>20=100</b>
<b>India</b>	<b>33</b>	<b>41</b>	<b>26=100</b>
<b>Pakistan</b>	<b>7</b>	<b>49</b>	<b>44=100</b>
<b>Jordan</b>	<b>19</b>	<b>65</b>	<b>17=101</b>
<b>Nigeria (GP)</b>	<b>49</b>	<b>36</b>	<b>15=100</b>
<b>Nigeria (Christians)</b>	<b>65</b>	<b>19</b>	<b>16=100</b>
<b>Nigeria (Muslims)</b>	<b>30</b>	<b>56</b>	<b>14=100</b>
<b>China</b>	<b>29</b>	<b>38</b>	<b>33=100</b>
<b>Japan</b>	<b>52</b>	<b>38</b>	<b>11=101</b>

d. Attack another Muslim country

	<u>Yes, likely</u>	<u>No, not likely</u>	<u>Don't know/ Refused</u>
<b>United States</b>	<b>60</b>	<b>27</b>	<b>12=99</b>
<b>Great Britain</b>	<b>40</b>	<b>41</b>	<b>19=100</b>
<b>France</b>	<b>51</b>	<b>48</b>	<b>1=100</b>
<b>Germany</b>	<b>40</b>	<b>55</b>	<b>6=101</b>
<b>Spain</b>	<b>40</b>	<b>41</b>	<b>19=100</b>
<b>Russia</b>	<b>26</b>	<b>54</b>	<b>19=99</b>
<b>Egypt</b>	<b>15</b>	<b>77</b>	<b>8=100</b>
<b>Turkey</b>	<b>29</b>	<b>46</b>	<b>25=100</b>
<b>Indonesia</b>	<b>11</b>	<b>79</b>	<b>10=100</b>
<b>India</b>	<b>24</b>	<b>51</b>	<b>26=101</b>
<b>Pakistan</b>	<b>9</b>	<b>51</b>	<b>41=101</b>
<b>Jordan</b>	<b>20</b>	<b>73</b>	<b>7=100</b>

**Q.52 CONTINUED...**

	<u>Yes, likely</u>	<u>No, not likely</u>	<u>Don't know/ Refused</u>
<b>Nigeria (GP)</b>	<b>15</b>	<b>71</b>	<b>14=100</b>
<b>Nigeria (Christians)</b>	<b>21</b>	<b>56</b>	<b>23=100</b>
<b>Nigeria (Muslims)</b>	<b>8</b>	<b>88</b>	<b>4=100</b>
<b>China</b>	<b>20</b>	<b>43</b>	<b>37=100</b>
<b>Japan</b>	<b>39</b>	<b>50</b>	<b>11=100</b>

e. Use them for defensive purposes only

<b>United States</b>	<b>24</b>	<b>63</b>	<b>13=100</b>
<b>Great Britain</b>	<b>37</b>	<b>46</b>	<b>17=100</b>
<b>France</b>	<b>54</b>	<b>45</b>	<b>1=100</b>
<b>Germany</b>	<b>35</b>	<b>58</b>	<b>7=100</b>
<b>Spain</b>	<b>33</b>	<b>53</b>	<b>14=100</b>
<b>Russia</b>	<b>72</b>	<b>14</b>	<b>13=99</b>
<b>Egypt</b>	<b>57</b>	<b>36</b>	<b>7=100</b>
<b>Turkey</b>	<b>55</b>	<b>23</b>	<b>22=100</b>
<b>Indonesia</b>	<b>80</b>	<b>13</b>	<b>7=100</b>
<b>India</b>	<b>43</b>	<b>36</b>	<b>21=100</b>
<b>Pakistan</b>	<b>55</b>	<b>11</b>	<b>34=100</b>
<b>Jordan</b>	<b>67</b>	<b>24</b>	<b>9=100</b>
<b>Nigeria (GP)</b>	<b>37</b>	<b>53</b>	<b>10=100</b>
<b>Nigeria (Christians)</b>	<b>33</b>	<b>54</b>	<b>13=100</b>
<b>Nigeria (Muslims)</b>	<b>41</b>	<b>52</b>	<b>7=100</b>
<b>China</b>	<b>55</b>	<b>16</b>	<b>29=100</b>
<b>Japan</b>	<b>25</b>	<b>68</b>	<b>7=100</b>

**ASK IF HEARD ABOUT BIRD FLU (Q42e=1):**

Q.53 As you may know, people in several countries around the world have died from a disease known as bird flu. How worried are you that you or someone in your family will be exposed to bird flu – very worried, somewhat worried, not too worried or not worried at all?<sup>8</sup>

	<u>Very worried</u>	<u>Somewhat worried</u>	<u>Not too worried</u>	<u>Not at all worried</u>	<u>Already exposed (VOL)</u>	<u>Don't know/Refused (N)</u>
<b>United States</b>	<b>13</b>	<b>31</b>	<b>29</b>	<b>26</b>	<b>0</b>	<b>1=100 (N=932)</b>
<i>May, 2003</i>	9	28	29	34	0	*=100
<b>Great Britain</b>	<b>9</b>	<b>21</b>	<b>34</b>	<b>35</b>	<b>0</b>	<b>1=100 (N=490)</b>
<i>May, 2003</i>	12	24	30	34	0	*=100
<b>France</b>	<b>13</b>	<b>21</b>	<b>35</b>	<b>31</b>	<b>0</b>	<b>0=100 (N=901)</b>
<i>May, 2003</i>	14	38	27	20	0	0=99
<b>Germany</b>	<b>10</b>	<b>23</b>	<b>27</b>	<b>40</b>	<b>0</b>	<b>0=100 (N=501)</b>
<i>May, 2003</i>	23	23	28	27	0	*=101
<b>Spain</b>	<b>27</b>	<b>29</b>	<b>22</b>	<b>21</b>	<b>0</b>	<b>2=101 (N=904)</b>
<i>May, 2003</i>	43	28	15	13	0	*=99
<b>Russia</b>	<b>56</b>	<b>25</b>	<b>13</b>	<b>6</b>	<b>0</b>	<b>1=101 (N=975)</b>
<i>May, 2003</i>	59	24	11	4	0	2=100
<b>Egypt</b>	<b>35</b>	<b>46</b>	<b>18</b>	<b>*</b>	<b>1</b>	<b>0=100 (N=899)</b>
<b>Turkey</b>	<b>20</b>	<b>16</b>	<b>16</b>	<b>46</b>	<b>0</b>	<b>1=99 (N=987)</b>
<i>May, 2003</i>	49	27	9	11	0	3=99
<b>Indonesia</b>	<b>65</b>	<b>22</b>	<b>11</b>	<b>2</b>	<b>0</b>	<b>0=100 (N=1012)</b>
<i>May, 2003</i>	50	30	14	4	0	2=100
<b>India</b>	<b>57</b>	<b>23</b>	<b>9</b>	<b>10</b>	<b>*</b>	<b>1=100 (N=2005)</b>
<b>Pakistan</b>	<b>54</b>	<b>22</b>	<b>7</b>	<b>14</b>	<b>1</b>	<b>2=100 (N=1078)</b>
<i>May, 2003</i>	34	25	10	20	0	11=100
<b>Jordan</b>	<b>37</b>	<b>35</b>	<b>17</b>	<b>6</b>	<b>6</b>	<b>0=101 (N=976)</b>
<i>May, 2003</i>	25	36	26	11	0	2=100
<b>Nigeria (GP)</b>	<b>57</b>	<b>22</b>	<b>10</b>	<b>10</b>	<b>*</b>	<b>1=100 (N=983)</b>
<i>May, 2003</i>	82	8	4	5	0	1=100
<b>Nigeria (Christians)</b>	<b>55</b>	<b>21</b>	<b>11</b>	<b>12</b>	<b>*</b>	<b>1=100 (N=501)</b>
<i>May, 2003</i>	86	6	2	4	0	2=100
<b>Nigeria (Muslims)</b>	<b>59</b>	<b>24</b>	<b>9</b>	<b>8</b>	<b>0</b>	<b>*=100 (N=464)</b>
<i>May, 2003</i>	78	10	5	6	0	1=100
<b>China</b>	<b>23</b>	<b>35</b>	<b>27</b>	<b>14</b>	<b>*</b>	<b>1=100 (N=2036)</b>
<b>Japan</b>	<b>29</b>	<b>39</b>	<b>24</b>	<b>8</b>	<b>0</b>	<b>0=100 (N=497)</b>

<sup>8</sup> In 2003 Question: "As you may know, people in several countries in Asia and Canada have recently died from a new disease known as Severe Acute Respiratory Syndrome, or SARS. How worried are you that you or someone in your family will be exposed to SARS – very worried, somewhat worried, not too worried or not worried at all? Asked of half sample in United States."

**ASK IF HEARD ABOUT GLOBAL WARMING (Q42f=1):**

Q.54 How much do you personally worry about global warming – a great deal, a fair amount, only a little, or not at all?

	A great <u>deal</u>	A fair <u>amount</u>	Only a <u>little</u>	<u>Not at all</u>	Don't know/ <u>Refused</u>	<u>(N)</u>
<b>United States</b>	<b>19</b>	<b>34</b>	<b>26</b>	<b>21</b>	<b>1=101</b>	<b>(N=932)</b>
<b>Great Britain</b>	<b>26</b>	<b>41</b>	<b>25</b>	<b>7</b>	<b>1=100</b>	<b>(N=498)</b>
<b>France</b>	<b>46</b>	<b>41</b>	<b>12</b>	<b>2</b>	<b>0=100</b>	<b>(N=843)</b>
<b>Germany</b>	<b>30</b>	<b>34</b>	<b>29</b>	<b>7</b>	<b>1=101</b>	<b>(N=486)</b>
<b>Spain</b>	<b>51</b>	<b>34</b>	<b>12</b>	<b>2</b>	<b>2=101</b>	<b>(N=836)</b>
<b>Russia</b>	<b>34</b>	<b>31</b>	<b>24</b>	<b>10</b>	<b>*=99</b>	<b>(N=803)</b>
<b>Egypt</b>	<b>24</b>	<b>51</b>	<b>20</b>	<b>3</b>	<b>1=100</b>	<b>(N=439)</b>
<b>Turkey</b>	<b>41</b>	<b>29</b>	<b>14</b>	<b>9</b>	<b>8=101</b>	<b>(N=757)</b>
<b>Indonesia</b>	<b>28</b>	<b>48</b>	<b>21</b>	<b>2</b>	<b>1=100</b>	<b>(N=352)</b>
<b>India</b>	<b>65</b>	<b>20</b>	<b>10</b>	<b>3</b>	<b>2=100</b>	<b>(N=1163)</b>
<b>Pakistan</b>	<b>31</b>	<b>25</b>	<b>32</b>	<b>7</b>	<b>5=100</b>	<b>(N=211)</b>
<b>Jordan</b>	<b>26</b>	<b>40</b>	<b>28</b>	<b>6</b>	<b>*=100</b>	<b>(N=479)</b>
<b>Nigeria (GP)</b>	<b>45</b>	<b>33</b>	<b>16</b>	<b>4</b>	<b>2=100</b>	<b>(N=420)</b>
<b>Nigeria (Christians)</b>	<b>45</b>	<b>33</b>	<b>16</b>	<b>4</b>	<b>2=100</b>	<b>(N=294)</b>
<b>Nigeria (Muslims)</b>	<b>47</b>	<b>31</b>	<b>16</b>	<b>4</b>	<b>2=100</b>	<b>(N=121)</b>
<b>China</b>	<b>20</b>	<b>41</b>	<b>29</b>	<b>8</b>	<b>2=100</b>	<b>(N=1698)</b>
<b>Japan</b>	<b>66</b>	<b>27</b>	<b>6</b>	<b>1</b>	<b>0=100</b>	<b>(N=495)</b>