

THE  
**PEW**  
CHARITABLE TRUSTS

# The Clean Energy Economy Tennessee

**Tennessee has a large and fast-growing piece of America's clean energy economy.** Jobs in the state's clean energy economy grew seven times faster than total jobs between 1998 and 2007. Tennessee's biggest increases in its clean energy economy jobs have been in the categories of Energy Efficiency and Conservation and Pollution Mitigation. The state is partnering with Nissan, which is now headquartered in Tennessee and plans to launch its line of zero emission electric vehicles in 2010, to develop a charging network for plug-in electric vehicles.<sup>1</sup> Additionally, Tennessee attracted more than \$16 million in clean technology venture capital funding in the past three years.

## BY THE NUMBERS, THE CLEAN ENERGY ECONOMY:

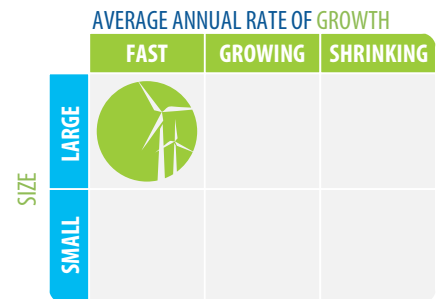
Jobs (2007): **15,507**

Businesses (2007): **1,090**

Venture Capital Funds (2006-2008)\*: **\$16,328,927**

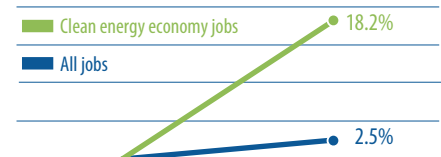
Patents (1999-2008): **47**

## STATUS OF CLEAN ENERGY ECONOMY



Average yearly rate of growth between 1998 and 2007

## 10-YEAR GROWTH



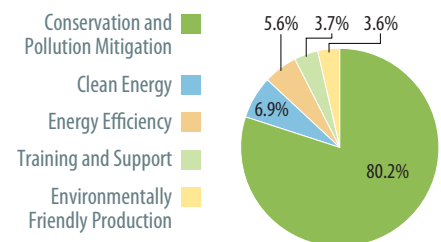
Relative rate of growth between 1998 and 2007

## EXAMPLES OF COMPANIES:\*\*

**Aldis, Oak Ridge** (Energy Efficiency): designs energy-efficient traffic monitoring software and LED traffic signals to reduce energy consumption and carbon emissions

**Safety and Ecology Corporation, Knoxville** (Conservation and Pollution Mitigation): provides hazardous waste remediation services to clients including the U.S. Department of Energy and the U.S. Department of Defense

## JOB CATEGORIES\*\*\*



Share of jobs in the clean energy economy by category

## MORE ABOUT THESE FACTSHEETS

Download the full report by visiting [www.pewtrusts.org/cleanenergyeconomy](http://www.pewtrusts.org/cleanenergyeconomy)

NOTES: \*Values reported in 2008 dollars. \*\*Information current as of May 8, 2009. This report is intended for educational and informational purposes. References to specific products, services, companies and policy makers have been included solely to advance these purposes and do not constitute an endorsement, sponsorship or recommendation by The Pew Charitable Trusts. \*\*\*These numbers may not add up to 100 percent due to rounding. \*\*\*\*Financial incentives include residential, commercial and industrial loan financing, rebate programs and tax incentives.

SOURCES: Jobs and establishment data from The Pew Charitable Trusts, 2009; based on the National Establishment Time Series Database; analysis by Pew Center on the States and Collaborative Economics. [1] Rose French, "Nissan shows electric car test model in U.S.," Associated Press, April 22, 2009, <http://www.forbes.com/feeds/ap/2009/04/22/ap6324346.html> (accessed May 13, 2009).

## CLEAN ENERGY POLICIES

Financial Incentives****	<input checked="" type="checkbox"/>
Renewable Portfolio Standards	<input type="checkbox"/>
Energy Efficiency Resource Standards	<input type="checkbox"/>
Regional Cap and Trade Program	<input type="checkbox"/>