

THE  
**PEW**  
CHARITABLE TRUSTS

# The Clean Energy Economy Colorado

**Colorado has a large and fast-growing piece of America's clean energy economy.** The state had more than 17,000 jobs in the clean energy economy in 2007. Colorado has also attracted more than \$620 million in venture capital in the past three years—the fifth-largest amount in the nation—three quarters of which has been invested in clean energy generation. Jobs in the state's Clean Energy category grew 50 percent between 1998 and 2007; the Energy Efficiency sector grew 56 percent in the same time. Colorado's "Greening Government" goals could bring greater efficiency gains yet, as state offices aim to reduce energy consumption by 20 percent, paper use by 20 percent, water consumption by 10 percent and state vehicle petroleum consumption by 25 percent by 2012.<sup>1</sup>

## BY THE NUMBERS, THE CLEAN ENERGY ECONOMY:

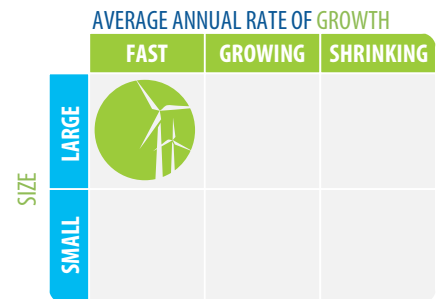
Jobs (2007): **17,008**

Businesses (2007): **1,778**

Venture Capital Funds (2006-2008)\*: **\$622,400,734**

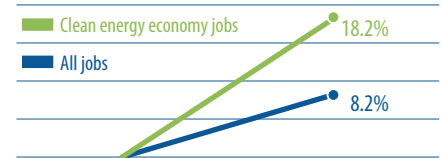
Patents (1999-2008): **161**

## STATUS OF CLEAN ENERGY ECONOMY



Average yearly rate of growth between 1998 and 2007

## 10-YEAR GROWTH



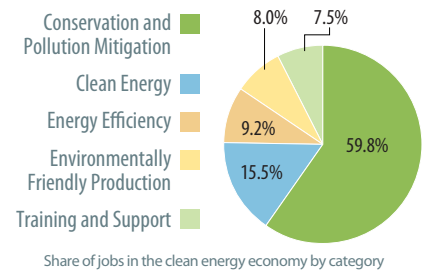
Relative rate of growth between 1998 and 2007

## EXAMPLES OF COMPANIES:\*\*

**Abund Solar**, *Loveland* (Clean Energy): designs and manufactures solar panels (formerly known as AVA Solar)

**Fiberforge**, *Glenwood Springs* (Environmentally Friendly Production): designs and produces advanced composite materials used in lightweight and energy-efficient vehicles (formerly known as Hypercar)

## JOB CATEGORIES\*\*\*



Share of jobs in the clean energy economy by category

## MORE ABOUT THESE FACTSHEETS

Download the full report by visiting [www.pewtrusts.org/cleanenergyeconomy](http://www.pewtrusts.org/cleanenergyeconomy)

NOTES: \*Values reported in 2008 dollars. \*\*Information current as of May 8, 2009. This report is intended for educational and informational purposes. References to specific products, services, companies and policy makers have been included solely to advance these purposes and do not constitute an endorsement, sponsorship or recommendation by The Pew Charitable Trusts. \*\*\*These numbers may not add up to 100 percent due to rounding. \*\*\*\*Financial incentives include residential, commercial and industrial loan financing, rebate programs and tax incentives.

SOURCES: Jobs and establishment data from The Pew Charitable Trusts, 2009; based on the National Establishment Time Series Database; analysis by Pew Center on the States and Collaborative Economics. [1] State of Colorado: Governor's Energy Office, "Greening Government," <http://www.colorado.gov/energy/index.php?greening/> (accessed May 13, 2009).

## CLEAN ENERGY POLICIES

Financial Incentives****	•
Renewable Portfolio Standards	•
Energy Efficiency Resource Standards	•
Regional Cap and Trade Program	