



The Widening Gap Update

GEORGIA

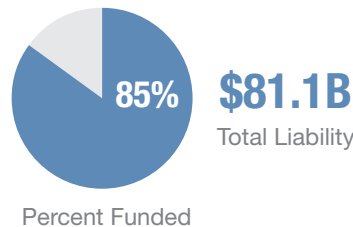
Georgia consistently paid its full annual pension contribution from 2005 to 2010, but the system was 85 percent funded in fiscal year 2010 and faced a \$12 billion funding gap. Most experts agree that a fiscally sustainable system should be at least 80 percent funded. The state also had a \$19 billion bill for retiree health care costs, 3 percent of which was funded, well below the 8 percent national average in 2010.

Georgia lawmakers approved benefit cuts in 2008 and 2009, including instituting a hybrid retirement plan for newly hired workers that combines features of a defined benefit and defined contribution plan. Lawmakers also restricted cost-of-living increases for new employees when they retire.

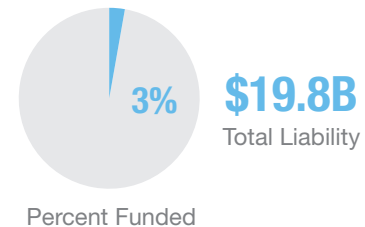
TOTAL BILL COMING DUE

Georgia's retirement plans had a liability of \$100.9 billion and the state has fallen \$32 billion short in setting aside money to pay for it.

Pensions



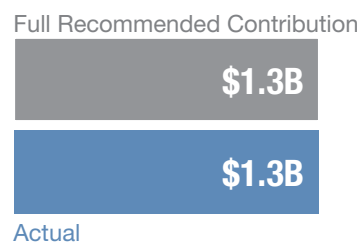
Retiree Health Care



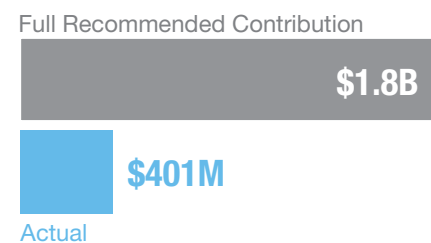
ANNUAL RECOMMENDED CONTRIBUTION

In 2010, Georgia paid 100 percent of the recommended contribution to its pension plans and just 22 percent of what the state should have paid to fund retiree health benefits.

Pensions



Retiree Health Care



HOW DID THIS STATE FARE?

Georgia was a **solid performer** at how it managed its long-term liabilities for pensions but was cause for **serious concern** for how it handled its bill for retiree health care.

Pensions



Retiree Health Care



The grades for pensions and retiree health benefits assess how well the states have managed these liabilities. The pension grade is based on being above 80 percent funded (2 points), having an unfunded liability that is less than the payroll for active members (1 point), and paying at least 90 percent of the recommended pension contribution over the last five years (1 point). Plans that got all four points were solid performers, plans with two or three needed improvement, and plans with one or no points were cause for serious concern. Grades for retiree health benefits were based on whether the state's benefits had a funding level above the national average (1 point), whether 90 percent of the recommended contribution was made in the most recent year (1 point), and whether the state's plans were better funded based on the most recent data than they were in the prior year (1 point). States with two or three points were solid performers, those with just one point needed improvement, and states with no points were cause for serious concern. This fact sheet stems from a 50-state analysis of states' retiree benefit obligations by the Pew Center on the States. The full report and 50 state fact sheets can be found at

www.pewstates.org.