

THE  
**PEW**  
CENTER ON THE STATES

# What does the election mean for home visiting?

November 19, 2012

# What does the election mean for home visiting?



*Introduction:*

**Libby Doggett**

Director, Pew Home Visiting Campaign  
The Pew Charitable Trusts

*Moderator:*

**Josh Goodman**

Senior Associate, Information and Staff Writer  
Stateline

*Featured Discussants:*

**Tamera Luzzatto**

Managing Director, Government Relations  
The Pew Charitable Trusts

**Anne Stauffer**

Project Director, Fiscal Federalism Initiative  
The Pew Charitable Trusts

**Hannah Matthews**

Director, Child Care and Early Education  
CLASP

Join us on Twitter at #hvnnext

Advancing smart state and federal policies and investments in high-quality, home-based programs for new and expectant families.


Our primary focus areas include:

- Policy Advocacy
- Research
- Information Sharing



[www.pewstates.org/homevisiting](http://www.pewstates.org/homevisiting)

Join us on Twitter at #hvnxt



THE  
**PEW**  
CENTER ON THE STATES

Join us on Twitter at #hvnext



**Josh Goodman**

Senior Associate, Information and Staff Writer  
Stateline

# Election 2012 – President Map

**332** Obama ✓

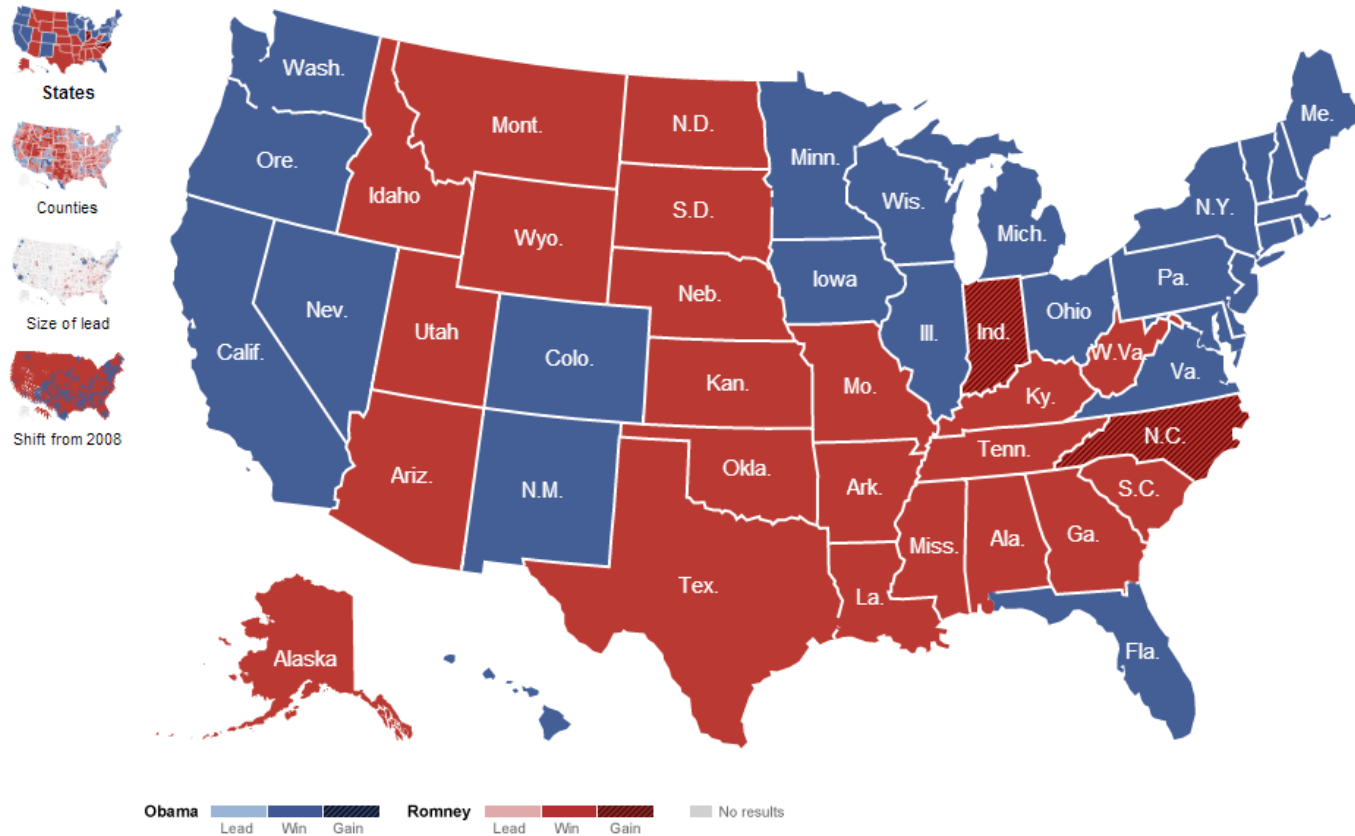
0  
undecided

Romney **206**

61,907,639 votes

270 to win

58,648,640 votes




Battleground states are called by New York Times editors. Other states are by The Associated Press.

Source: <http://elections.nytimes.com/2012/results/president>



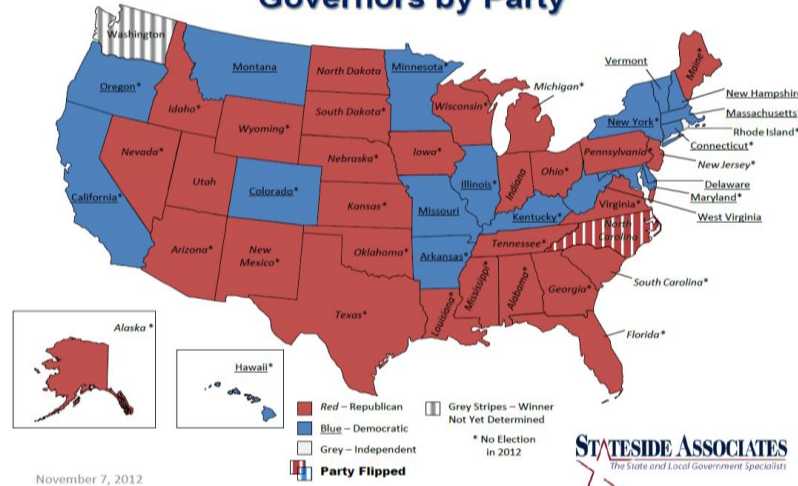
Join us on Twitter at #hvnext

# Election 2012 – State Maps

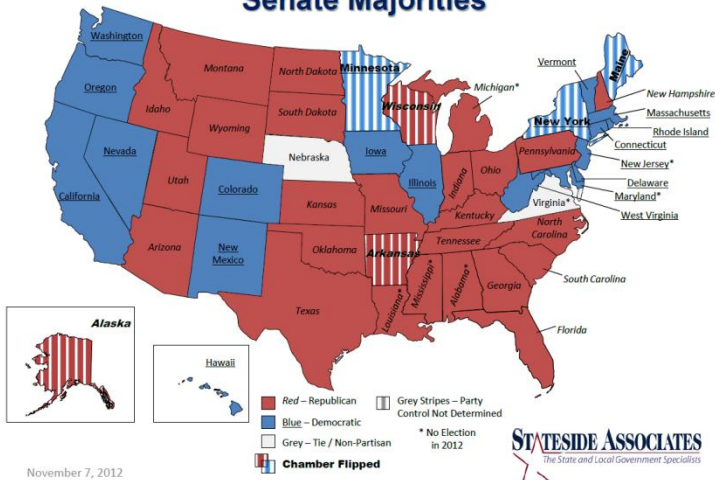


THE  
**PEW**  
CENTER ON THE STATES

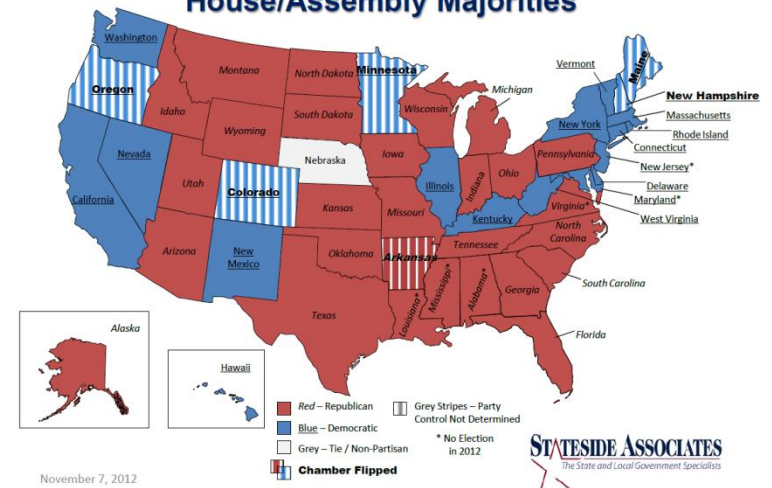
## Post Election Governors by Party



## Post Election Senate Majorities



## Post Election House/Assembly Majorities





**Tamera Luzzatto**

Managing Director, Government Relations  
The Pew Charitable Trusts



# 2010 Congressional Election

## U.S. Senate Map

## U.S. House Map

**53** Democrats\*

**0** undecided

Republicans **47** **193** Democrats

**0** undecided

Republicans **242**

-6 Seats

50

59 Dems. before election

+5 Seats

Need +10 seats for control

-63 Seats

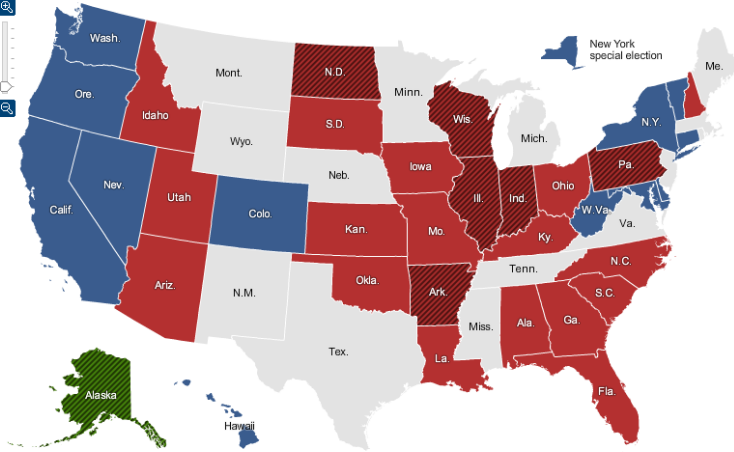
218 for majority

255 Dems. before election

+63 Seats

Need +39 seats for control

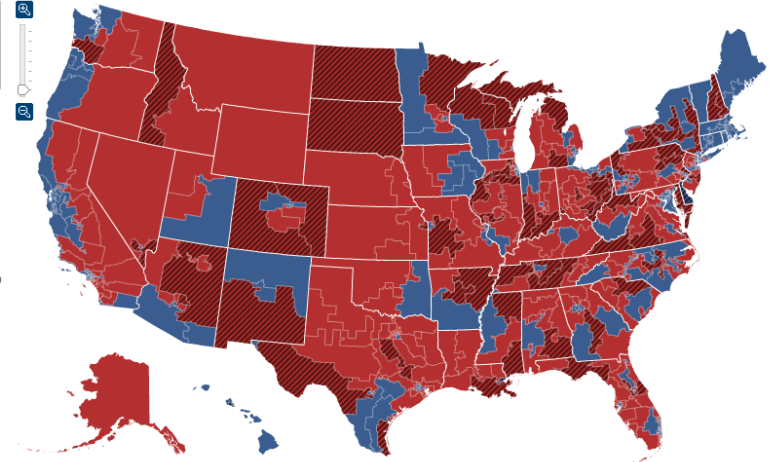
- State Winners
- County Winners
- County Bubbles
- Split Screen



- MAP KEY**
- Lead Win Gain
  - Dem.
  - Rep.
  - Other
  - No results
  - No election

- District Winners
- District Bubbles
- Electoral Explorer

- MAP KEY**
- Lead Win Gain
  - Dem.
  - Rep.
  - Other
  - No results
- YEAR**
- 2002 2004 2006 2008 2010



Source: <http://elections.nytimes.com/2010/results/senate>

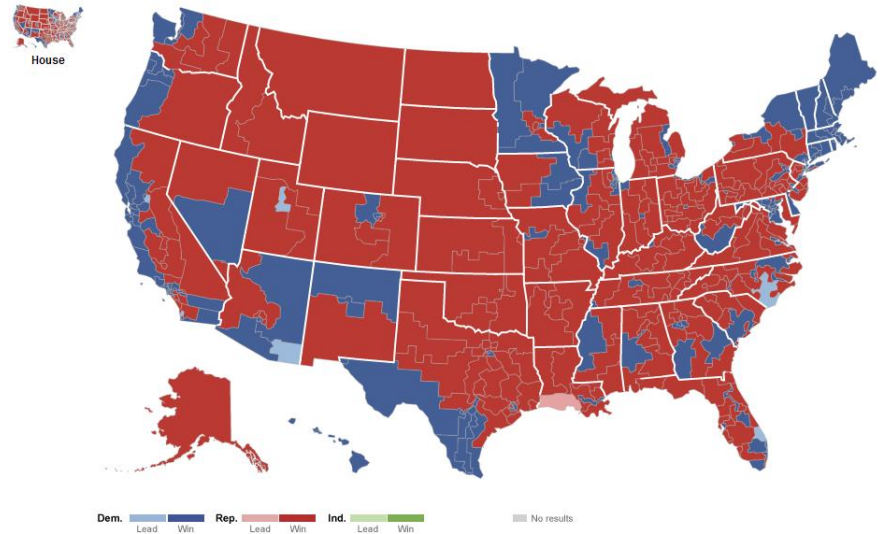
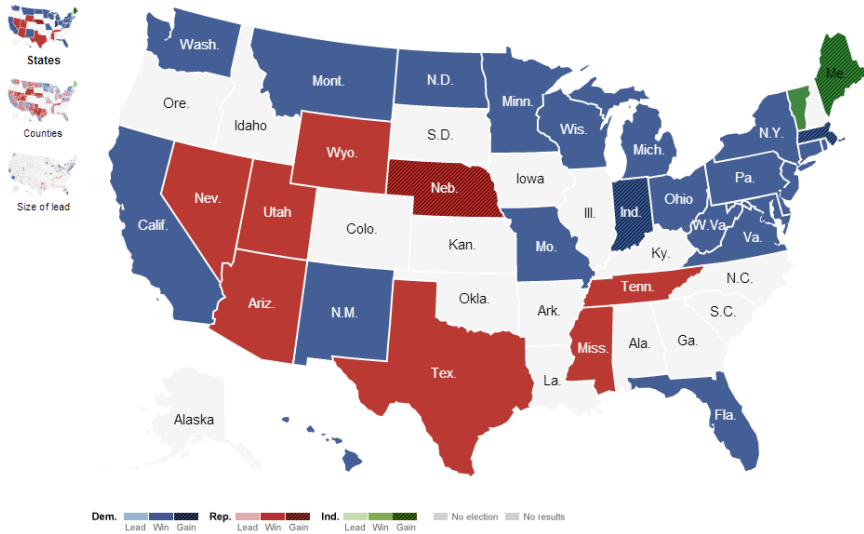
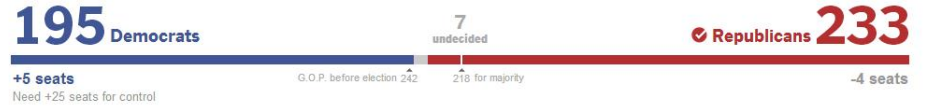
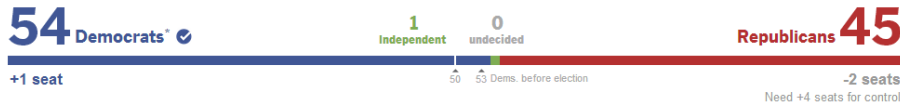
Source: <http://elections.nytimes.com/2010/results/house>

Join us on Twitter at #hvnxt

# 2012 Congressional Election

## U.S. Senate Map

## U.S. House Map



\* Democratic total includes Bernie Sanders, an Independent from Vermont, who caucuses with the Democrats.

House races are called by The Associated Press.

Source: <http://elections.nytimes.com/2012/results/senate>

Source: <http://elections.nytimes.com/2012/results/house>

Join us on Twitter at #hvnext



## Committee Watch

### Congressional Oversight Committees for the Maternal, Infant, and Early Childhood Home Visiting Program (MIECHV)

#### U.S. Senate

- **Finance**

Chair: Senator Max Baucus (D-MT)

Ranking: Senator Orrin Hatch (R-UT)

*\*No change anticipated*

- **Health, Education, Labor and Pensions**

Chair: Senator Tom Harkin (D-IA)

Ranking: Senator Mike Enzi (R-WY)

*\*Senator Enzi is term-limited as Ranking Member*



## Committee Watch

### Congressional Oversight Committees for the Maternal, Infant, and Early Childhood Home Visiting Program (MIECHV)

#### U.S. Senate

- **Finance**

Chair: Senator Max Baucus (D-MT)

Ranking: Senator Orrin Hatch (R-UT)

*\*No change anticipated*

- **Health, Education, Labor and Pensions**

Chair: Senator Tom Harkin (D-IA)

Ranking: Senator Mike Enzi (R-WY)

*\*Senator Enzi is term-limited as Ranking Member*



## Committee Watch

### Congressional Oversight Committees for the Maternal, Infant, and Early Childhood Home Visiting Program (MIECHV)

## U.S. House of Representatives

### Ways and Means

Chair: Congressman Dave Camp (R-MI)

Ranking: Congressman Sander Levin (D-MI)

*\*No change anticipated*

### Subcommittee on Human Resources

Chair: Congressman Geoff Davis (R-KY)

Ranking: Congressman Lloyd Doggett (D-TX)

*\*Congressman Davis retired;*

*Congressman Erik Paulsen (R-MN) is acting chair*

### Education and Workforce

Chair: Congressman John Kline (R-MN)

Ranking: Congressman George Miller (D-CA)

*No change anticipated*

### Subcommittee on Early Childhood, Elementary, and Secondary Education

Chair: Congressman Duncan Hunter (R-CA)

Ranking: Congressman Dale Kildee (D-MI)

*\*Congressman Kildee is retiring.*

### Energy and Commerce

Chair: Congressman Fred Upton (R-MI)

Ranking: Congressman Henry Waxman (D-CA)

*\*No change anticipated*



## Committee Watch

### Congressional Oversight Committees for the Maternal, Infant, and Early Childhood Home Visiting Program (MIECHV)

#### Senate Appropriations

Chair: Senator Daniel Inouye (D-HI)

Ranking: Senator Thad Cochran (R-MS)

*Senator Cochran is term-limited as Ranking Member*

*Senator Shelby is expected to become Ranking Republican*

#### Senate Subcommittee on Labor Health and Human Services

Chair: Senator Tom Harkin (D-IA)

Ranking: Senator Richard Shelby (R-AL)

*Senator Shelby is expected to become Ranking Republican of the Full Committee*

#### House Appropriations

Chair: Congressman Hal Rogers (R-KY)

Ranking: Congressman Norm Dicks (D-WA)

*Congressman Dicks is retiring*

#### House Subcommittee on Labor Health and Human Services

Chair: Congressman Denny Rehberg (R-MT)

Ranking: Congressman Rosa DeLauro (D-CT)

*Congressman Rehberg lost his bid for Senate*

***Although MIECHV is funded via mandatory dollars, the Appropriations Committees remain committees of interest given past attempts to defund the ACA through the appropriations process***

# 2012 Congressional Election

- **What (we think) the voters were saying....**
- **And what the members of Congress hear from you NOW!**



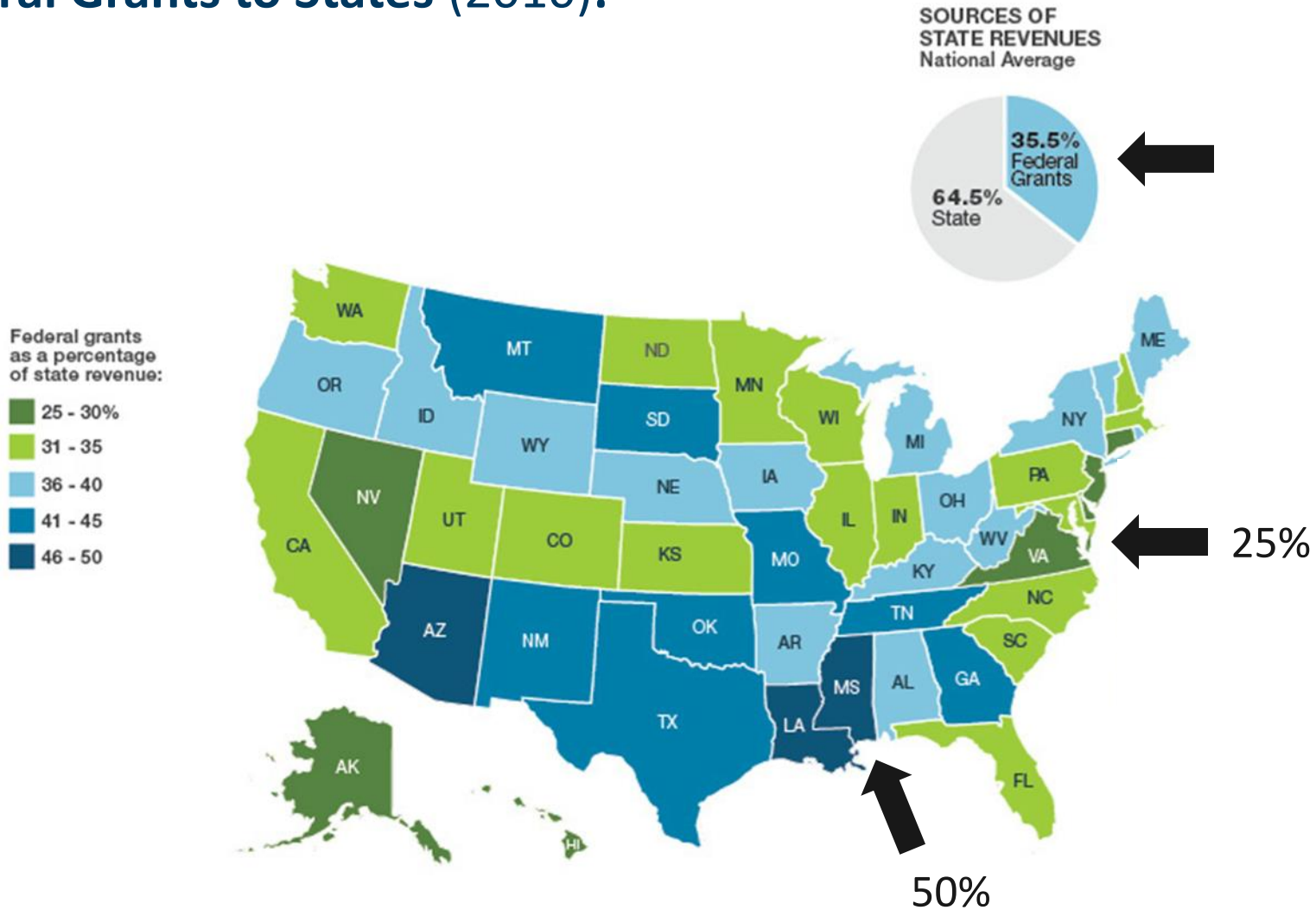
**Anne Stauffer**

Project Director, Fiscal Federalism Initiative  
The Pew Charitable Trusts



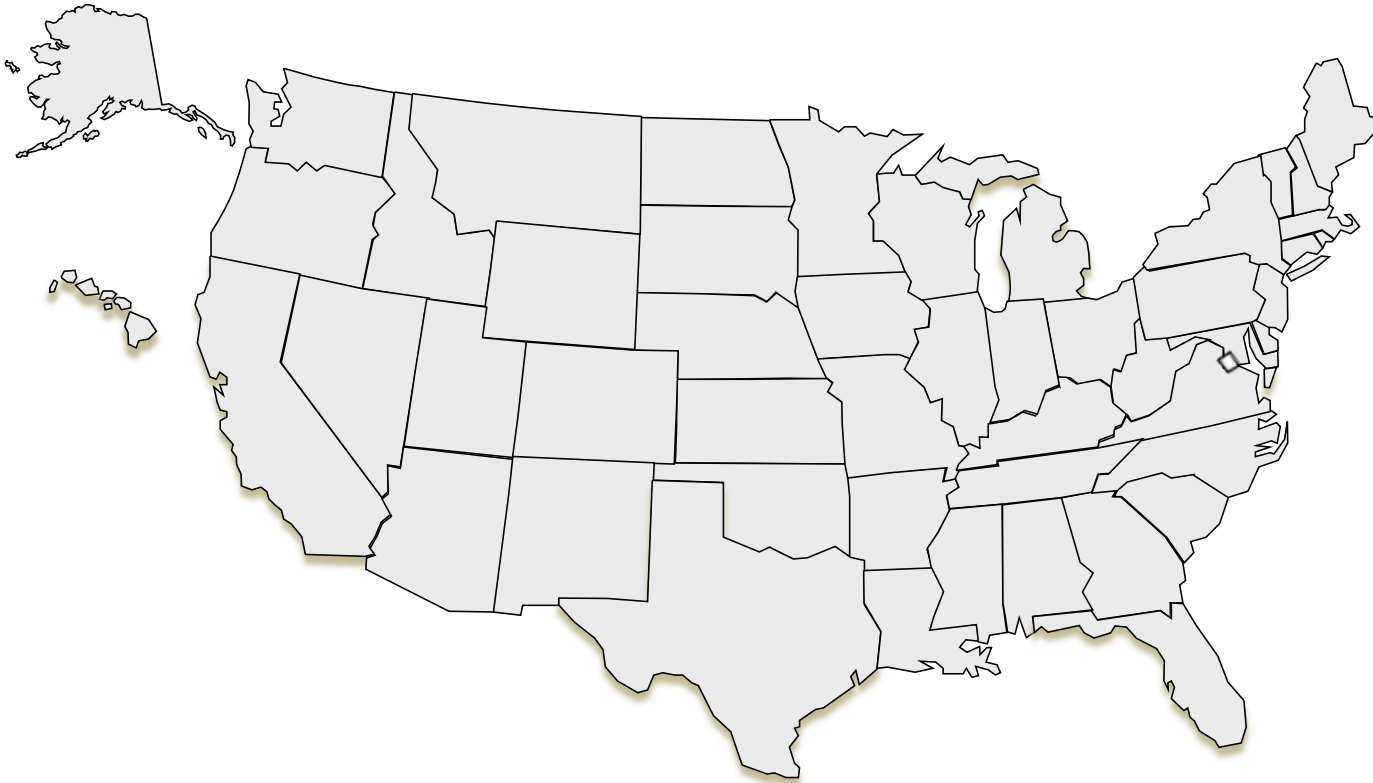
# The Fiscal Cliff: Federal Action - State Consequences

# Federal Grants to States (2010):



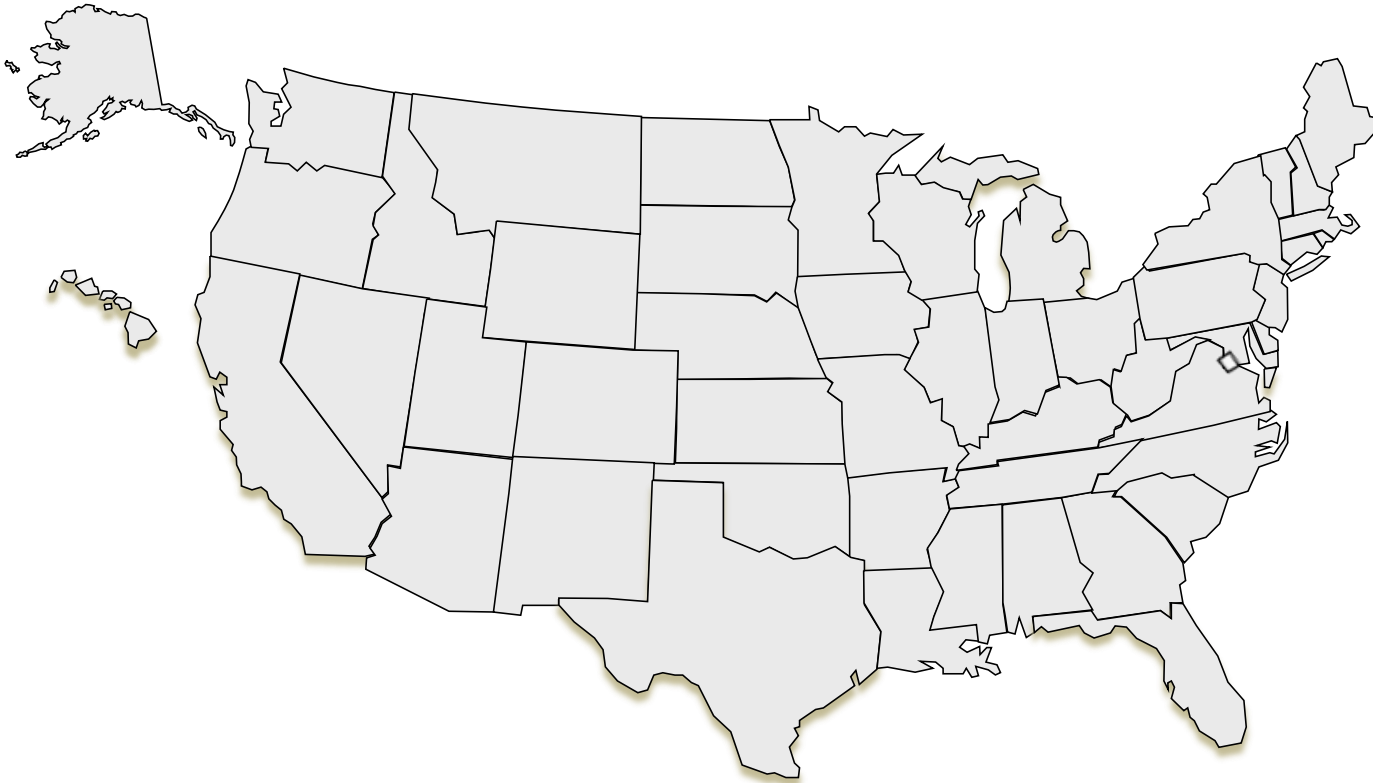
## Tax Links in the Fiscal Cliff

At least **25 states and DC** link to *federal personal deductions*



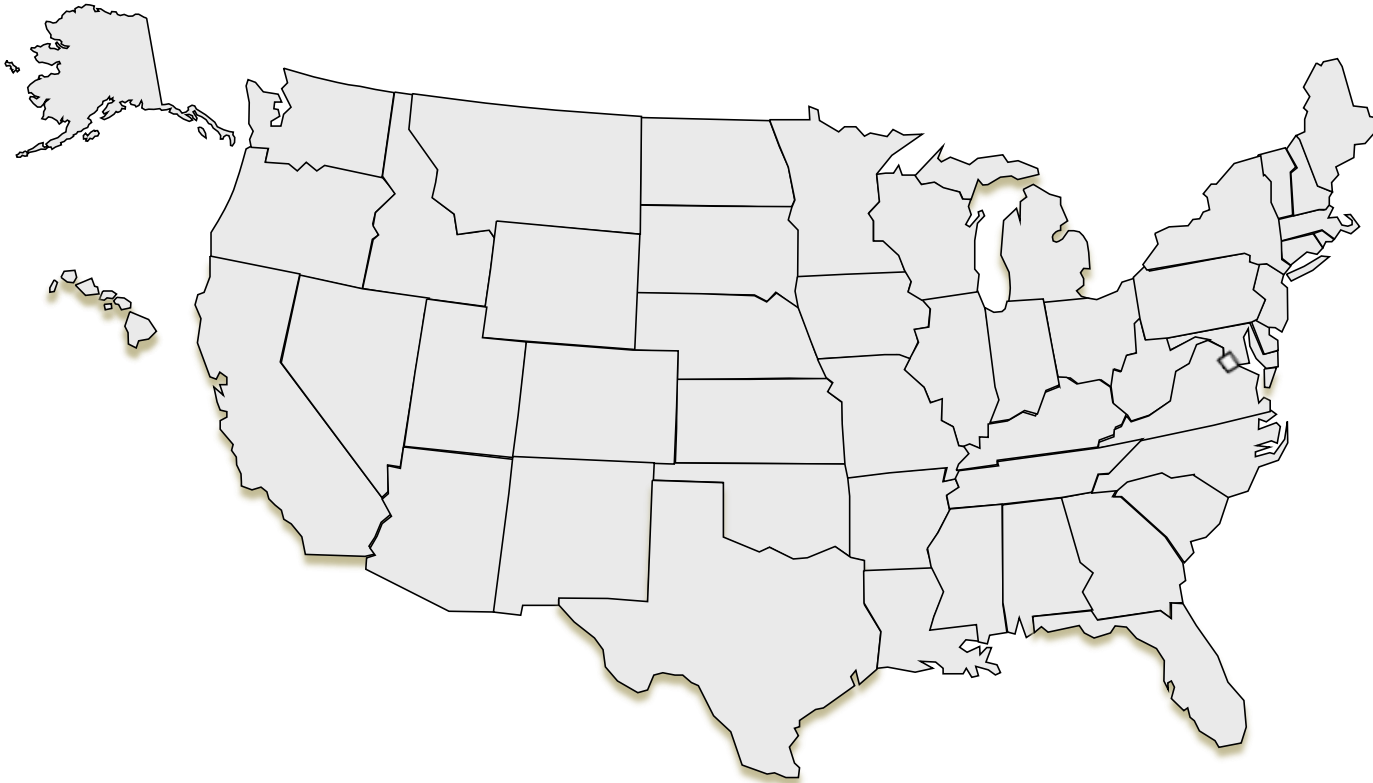
## Tax Links in the Fiscal Cliff

At least **30 states and DC** link to *federal tax credits*



## Tax Links in the Fiscal Cliff

At least **23 states** link to certain *business deductions*



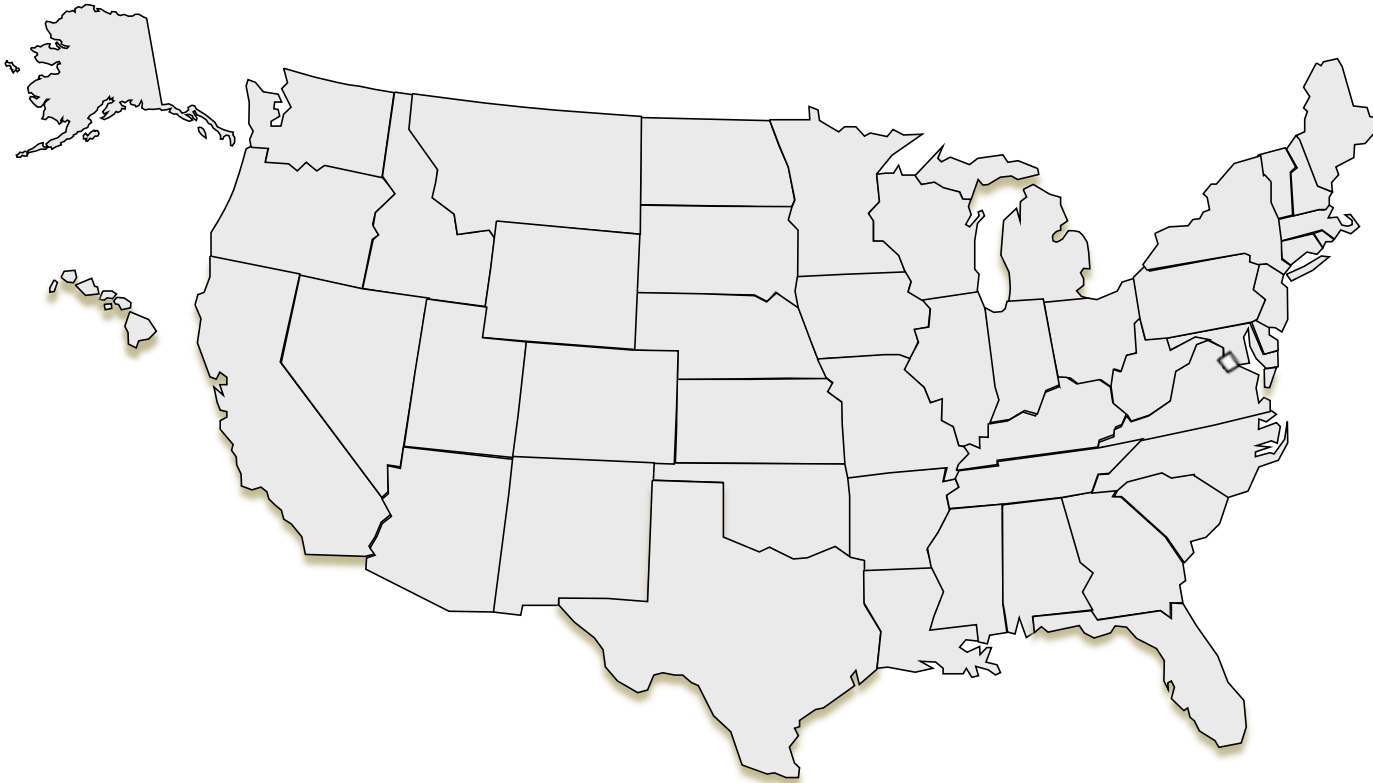
# Tax Links in the Fiscal Cliff

**33 states** link to certain *estate tax provisions*



## Tax Links in the Fiscal Cliff

**6 states allow a *deduction* for federal income taxes paid**

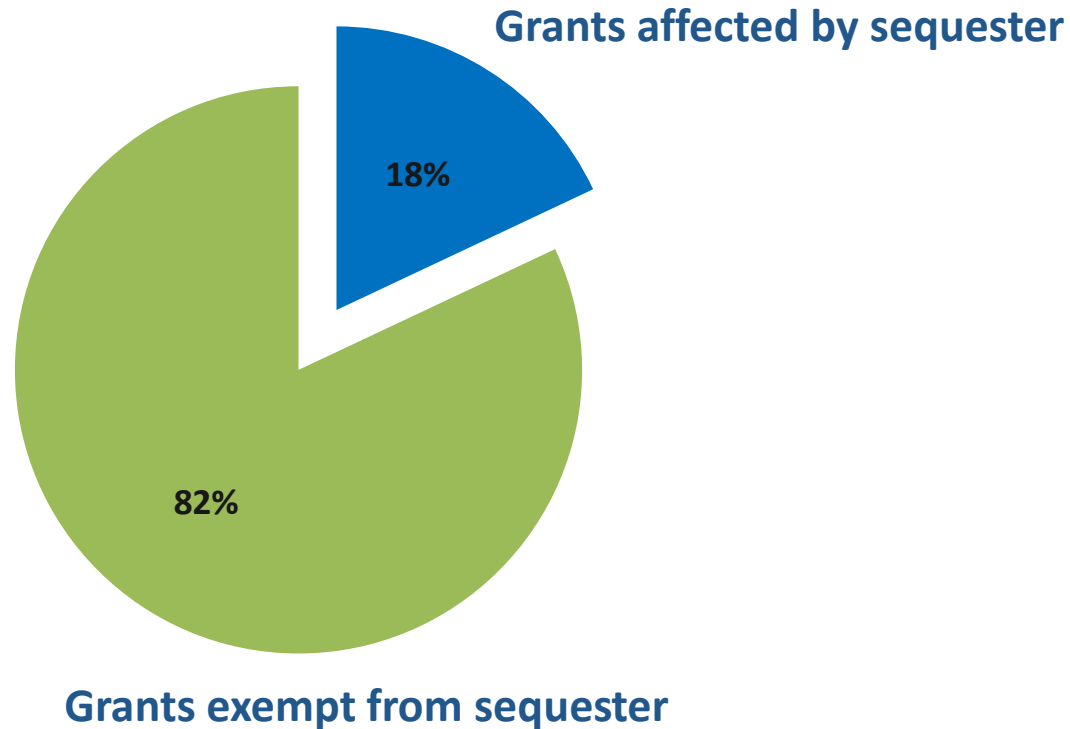


## The Scheduled Spending Changes:

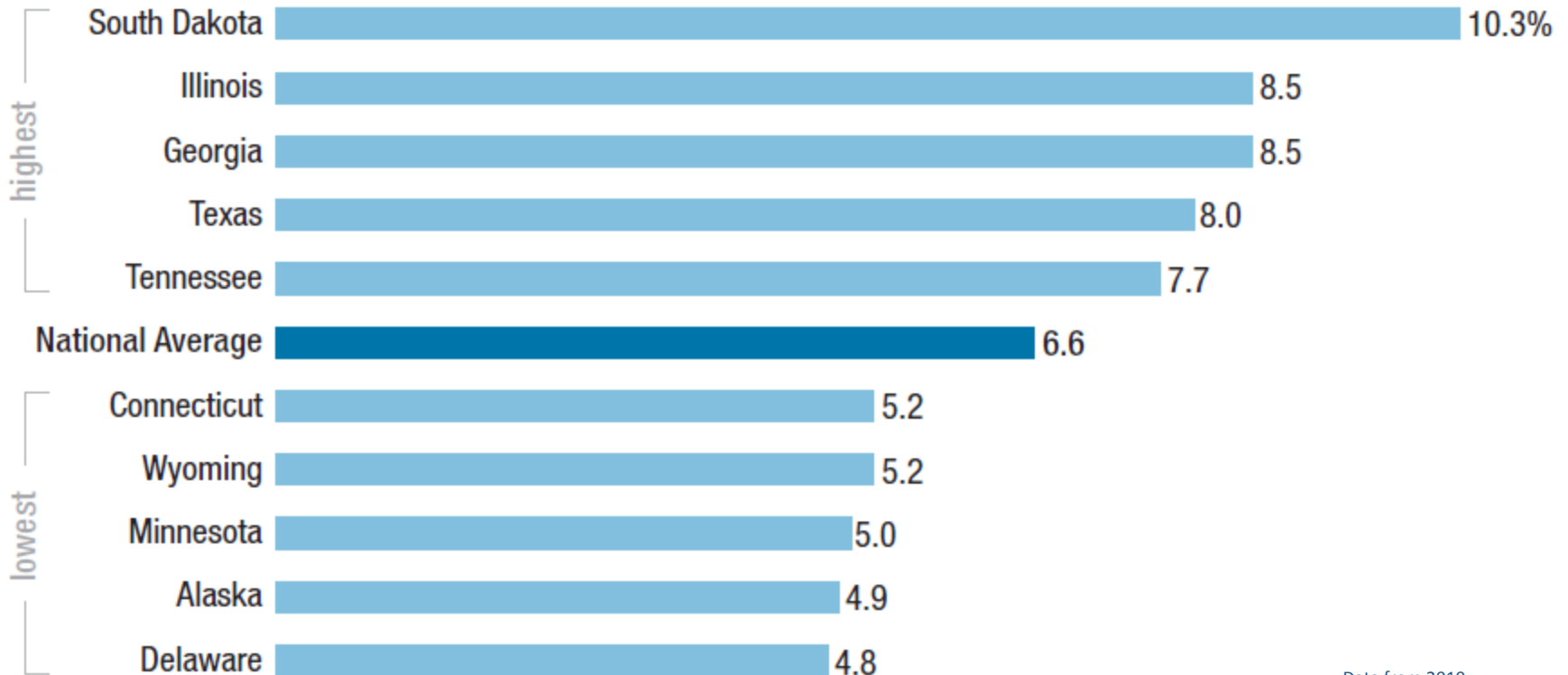
- **Grants for Programs**
- **Procurement, Salaries, and Wages**



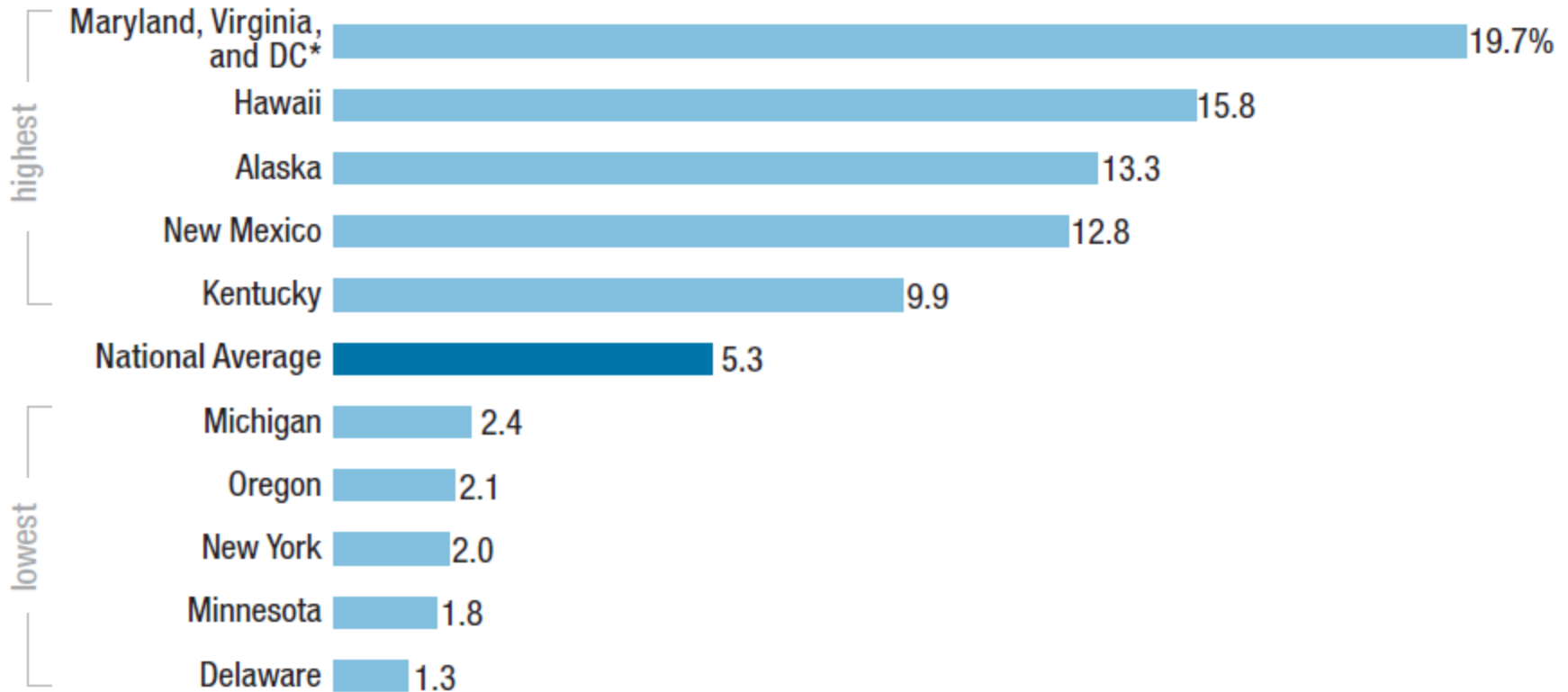
# Federal Grants to States Subject to Sequester



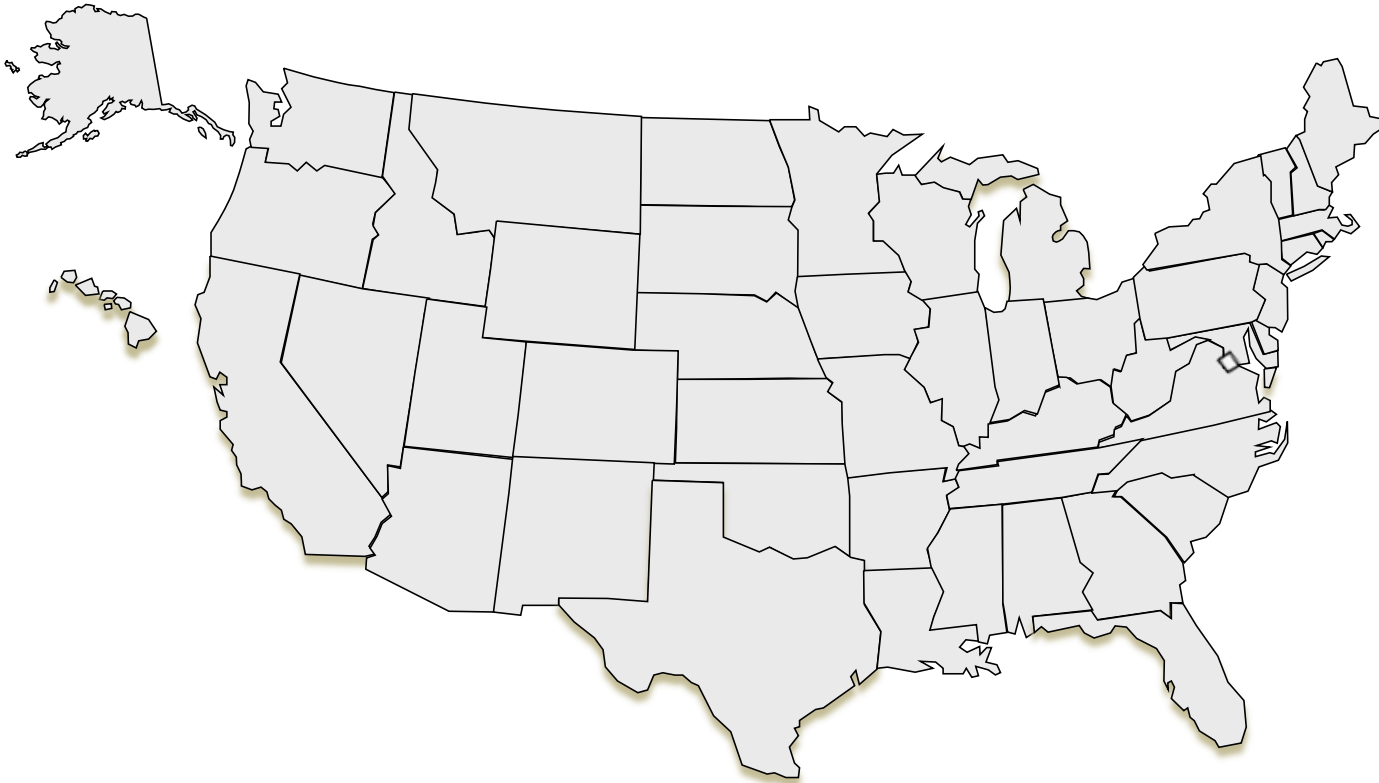
# Federal Grants Subject to Sequester as a Percentage of State Revenue



# Total Federal Spending on Procurement, Salaries, and Wages as a Percentage of State GDP



# 50 State Profiles: Missouri



## 50 State Profiles: Missouri

### State link to federal policy

### Revenue Change

#### *-Personal Income Tax-*

Allows deduction for federal income taxes



Linked to certain personal deductions



Linked to certain credits

N/A

#### *-Corporate Income Tax-*

Linked to certain business deductions



#### *-Estate Tax-*

Linked to certain estate tax provisions



## 50 State Profiles: Missouri

<u>Vulnerabilities to Federal Spending Subject to Sequester</u>	<u>MO</u>	<u>U.S. Avg.</u>
Grants (% of state revenue, 2010)	<b>7.2%</b>	6.6%
Total Procurement, Salaries, and Wages (% of state GDP, 2010)	<b>7.6%</b>	5.3%
Defense	<b>5.9%</b>	3.5%
Nondefense	<b>1.7%</b>	1.8%
Federal Nondefense Workforce (% of total employed in state, 2012)	<b>1.2%</b>	1.0%



**Hannah Matthews**  
Director, Child Care and Early Education  
CLASP

# Impact of “Fiscal Cliff” on Programs Serving Children and Families



**Hannah Matthews**  
Director, Child Care and Early Education  
(202) 906-8006  
[hmatthews@clasp.org](mailto:hmatthews@clasp.org)

**Pew Home Visiting Campaign Webinar**  
November 19, 2012



# Context For Children & Families

- Child poverty remains high
  - 1 in 4 young children lives in poverty
  - 1 in 2 lives in low-income household (under 200% of poverty).
- Federal funding key to supporting services for vulnerable children
  - 1 in 3 children in US served by Medicaid.
  - 1 in 4 children in US receive SNAP.
  - Federal benefits lift families out of poverty.
- Yet, current services, supports for at-risk children and families are insufficient.



# Federal Budget Decisions

- “Fiscal cliff” is combination of expiring tax cuts and looming spending cuts.

Budget Decision Points	Timeline
“Bush era” Tax Cuts expire	December 31
Federal Unemployment Insurance benefits expire	December 31
Sequestration (automatic cuts) begin	January 2
FY 2013 Continuing Resolution expires	March 27
Debt ceiling limit	Early 2013

# What's at Stake?

- Expiring tax cuts include “Bush era” tax cuts and ARRA tax cuts and changes
  - Impact low, middle and high income families
- Sequestration – automatic, across-the-board cuts
  - Cuts \$1.2 trillion in automatic spending cuts over the next decade, divided equally between defense and "non-defense discretionary" programs
  - \$38.5 billion in non-defense discretionary in 2013 (8.2 % cut to most programs)

# Sequester Distinguishes between Mandatory/Discretionary Spending

- Most discretionary programs (subject to the annual Congressional appropriations) would be subject to automatic cuts.
  - MIECHV subject to 7.6% cut.
  - Cut by 8.2%: portion of CCDBG, Head Start, IDEA, Title V Maternal and Child Health Block Grants...
  - Most mandatory programs (or entitlement programs) are exempt – including Medicaid, SCHIP, Social Security, TANF, SNAP/food stamps, and Child Nutrition programs.

# States, communities and families will feel impact of cuts across multiple areas

- Everything from education to job training, medical research, child care, housing subsidies, food safety, national parks, border security
- While cuts would touch everyone, have disproportionate impact on lowest-income Americans.

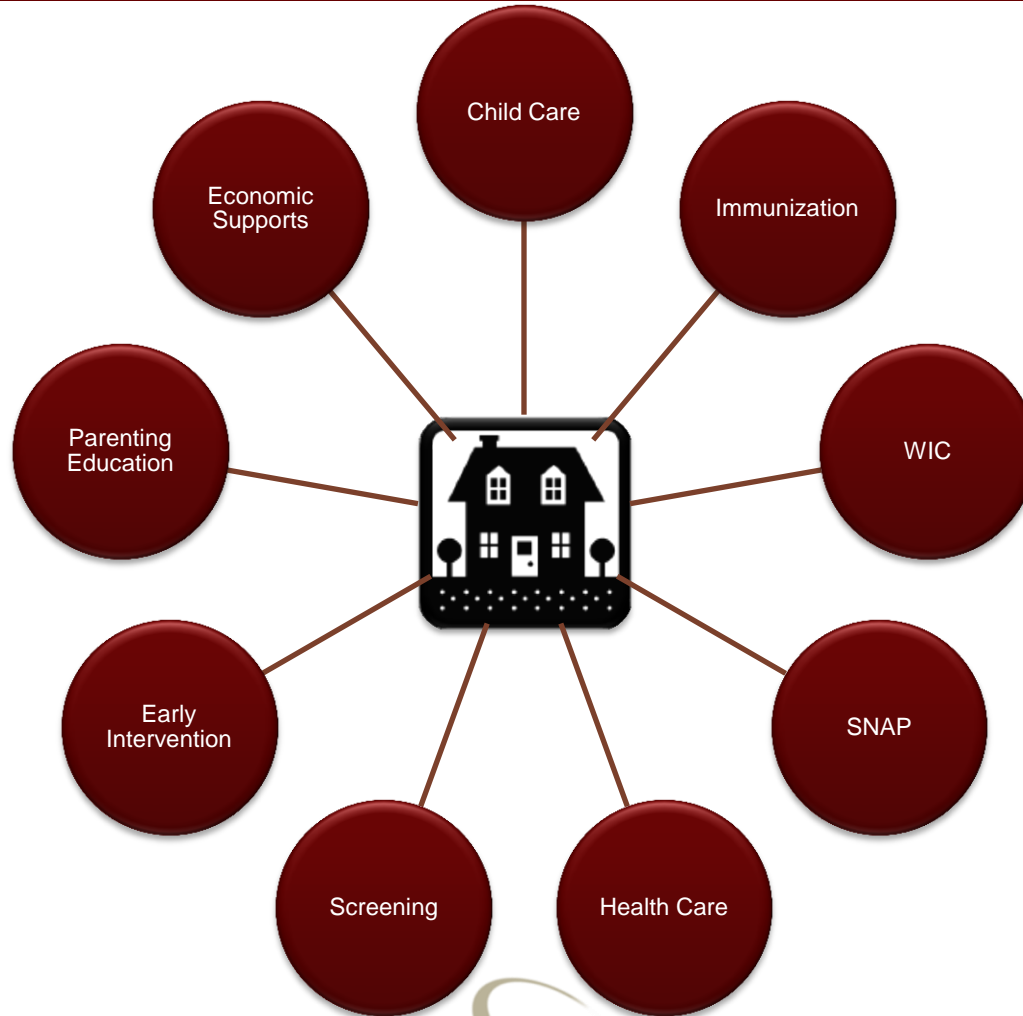


# Estimated Impacts of Sequester on Children and Families

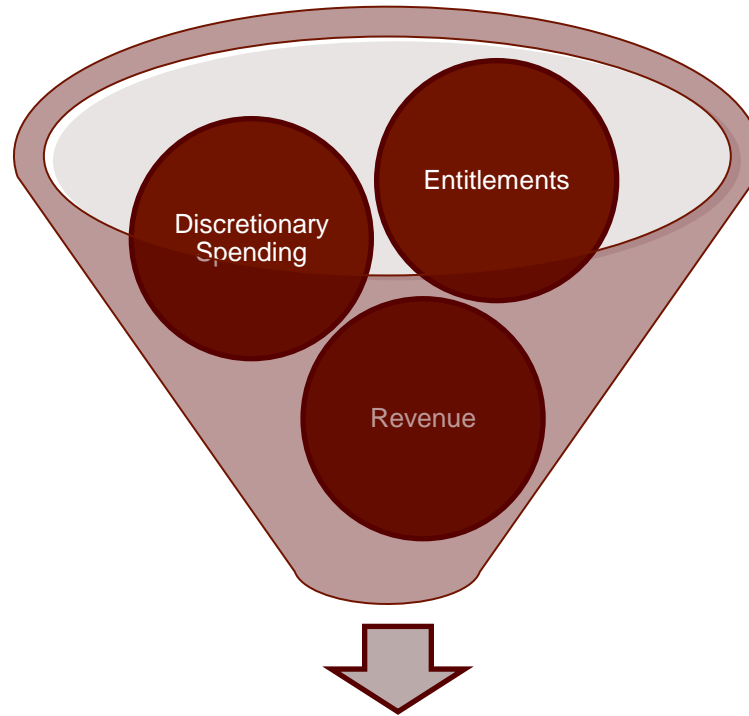
- 80,000 fewer low-income children would receive child care subsidies through the **Child Care and Development Block Grant**,
- 96,000 fewer poor children would receive comprehensive early childhood education services in **Head Start**,
- 27,000 fewer infants and toddlers would receive early intervention services through **IDEA Part C**,
- 750,000 – 900,000 fewer infants, children and moms receiving **WIC**
- 212,000 fewer children vaccinated through **childhood immunization grants**
- 5 million fewer families would receive help with maternal and child health needs through the **Title V Maternal and Child Health Services Block Grant**.

Sen. Tom Harkin, *Under Threat: Sequestration's Impact on Nondefense Jobs and Services*, July 2012, <http://harkin.senate.gov/documents/pdf/500ff3554f9ba.pdf>. Note that these estimates are based on a previous CBO calculation indicating that non-defense discretionary programs would be cut by 7.8 percent in 2013. Numbers based on the current 8.2 percent estimate would be even larger.

# Funding For Home Visiting *and* Related Services At Risk



# What Will Congress Do?



Grand Bargain??



# Decision Points for Budget Deal

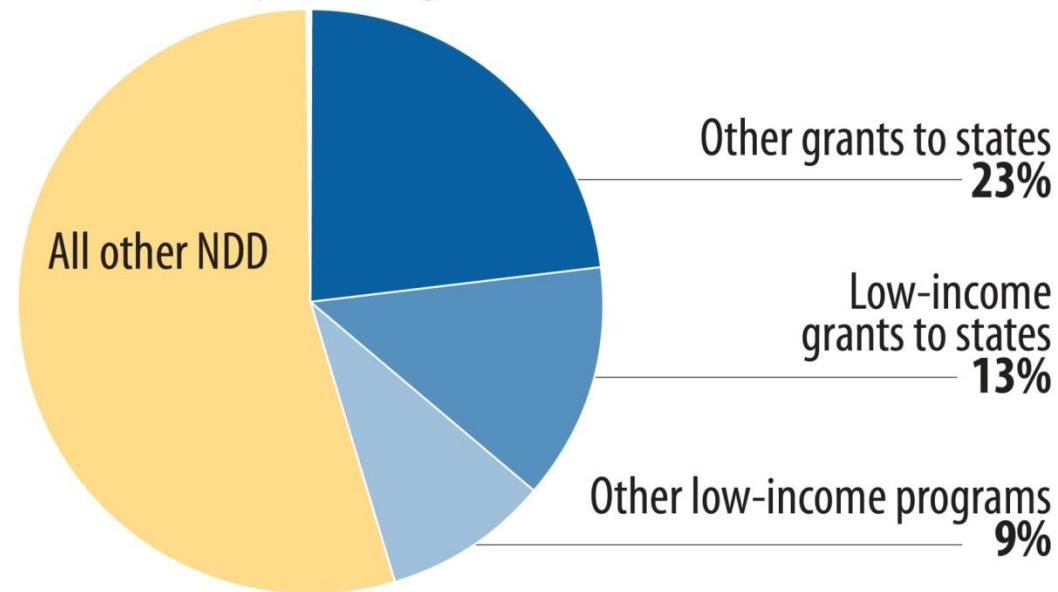
- Size of deficit reduction package
  - Need \$4 trillion in deficit reduction
  - \$1.5 trillion in discretionary spending has already been cut since 2011 through Budget Control Act.
- How savings will be achieved
  - Role of revenue
  - Ratio of spending cuts to revenue increases
  - Are some cuts off the table?
  - Will low-income programs be protected?
- What programs will be impacted
  - Low-income entitlements (Medicaid, SNAP, others)?
  - Refundable tax credits (Child Tax Credit, EITC)?
  - Additional “non-defense discretionary” cuts?



# State Would Feel Impact of Additional Non-Defense Discretionary Cuts

- Nearly Half of Non-Defense Discretionary Spending is Grants to States, Low-Income Programs

Non-Defense Discretionary Spending, FY 2011



Source: CBPP based on Office of Management and Budget data.

Center on Budget and Policy Priorities | [cbpp.org](http://cbpp.org)

# Concluding Thoughts

- CLASP believes:
  - Budget deal should not increase poverty and income inequality.
  - Opportunity to promote job growth & strengthen economy.
  - A fair solution includes a balanced package of spending reductions and increased tax revenues.
- Budget decisions will impact health and wellbeing of America's children for years to come.



For more information:

Pew Home Visiting Campaign

[www.pewcenteronthestates.org/homevisiting](http://www.pewcenteronthestates.org/homevisiting)

Stateline

[www.pewstates.org/stateline](http://www.pewstates.org/stateline)

Pew Government Relations

[www.pewcharitabletrusts.org](http://www.pewcharitabletrusts.org)

Pew Fiscal Federalism Initiative

[www.pewstates.org/fiscal-federalism](http://www.pewstates.org/fiscal-federalism)

CLASP

[www.clasp.org](http://www.clasp.org)

To sign up for future webinars, please visit: [www.pewstates.org/hv-webinars](http://www.pewstates.org/hv-webinars)

Join us on Twitter at #hvnnext