



The Widening Gap Update

LOUISIANA

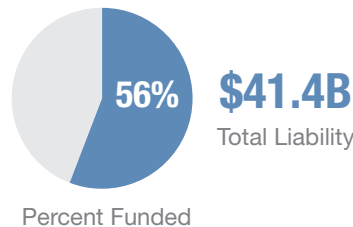
Louisiana failed to pay its full annual pension contribution three times from 2005 to 2010. The state's pension system was 56 percent funded in fiscal year 2010 and faced an \$18 billion funding gap. Most experts agree that a fiscally sustainable system should be at least 80 percent funded. The state also had a \$10 billion bill for retiree health care costs, none of which was funded, well below the 8 percent national average in 2010.

Louisiana lawmakers approved pension benefit cuts in 2009 and 2010, including higher taxpayer contributions and limits on cost-of-living increases for new employees. Governor Bobby Jindal in 2012 signed legislation putting new hires in a cash balance plan, which has features of defined benefit and defined contribution plans.

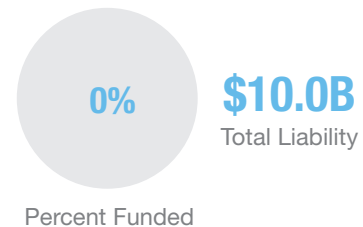
TOTAL BILL COMING DUE

Louisiana's retirement plans had a liability of \$51.4 billion and the state has fallen \$28 billion short in setting aside money to pay for it.

Pensions



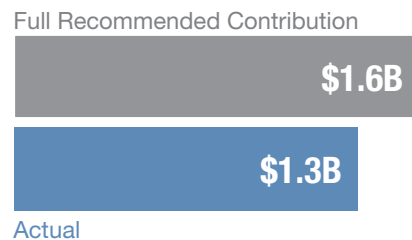
Retiree Health Care



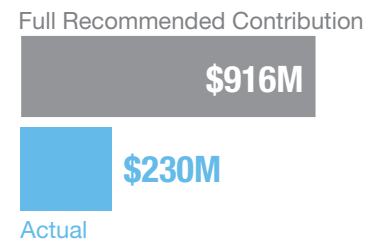
ANNUAL RECOMMENDED CONTRIBUTION

In 2010, Louisiana only paid 84 percent of the recommended contribution to its pension plans and just 25 percent of what the state should have paid to fund retiree health benefits.

Pensions



Retiree Health Care



HOW DID THIS STATE FARE?

Louisiana's management of its long-term liabilities for pensions and retiree health care was cause for **serious concern**.

Pensions



Retiree Health Care



The grades for pensions and retiree health benefits assess how well the states have managed these liabilities. The pension grade is based on being above 80 percent funded (2 points), having an unfunded liability that is less than the payroll for active members (1 point), and paying at least 90 percent of the recommended pension contribution over the last five years (1 point). Plans that got all four points were solid performers, plans with two or three needed improvement, and plans with one or no points were cause for serious concern. Grades for retiree health benefits were based on whether the state's benefits had a funding level above the national average (1 point), whether 90 percent of the recommended contribution was made in the most recent year (1 point), and whether the state's plans were better funded based on the most recent data than they were in the prior year (1 point). States with two or three points were solid performers, those with just one point needed improvement, and states with no points were cause for serious concern. This fact sheet stems from a 50-state analysis of states' retiree benefit obligations by the Pew Center on the States. The full report and 50 state fact sheets can be found at