



Evaluation of HOPE Probation

Hawaii's
Oppportunity
Probation with
Enforcement

Angela Hawken, Ph.D. and Mark Kleiman, Ph.D.

Pepperdine University and the University of California, Los Angeles

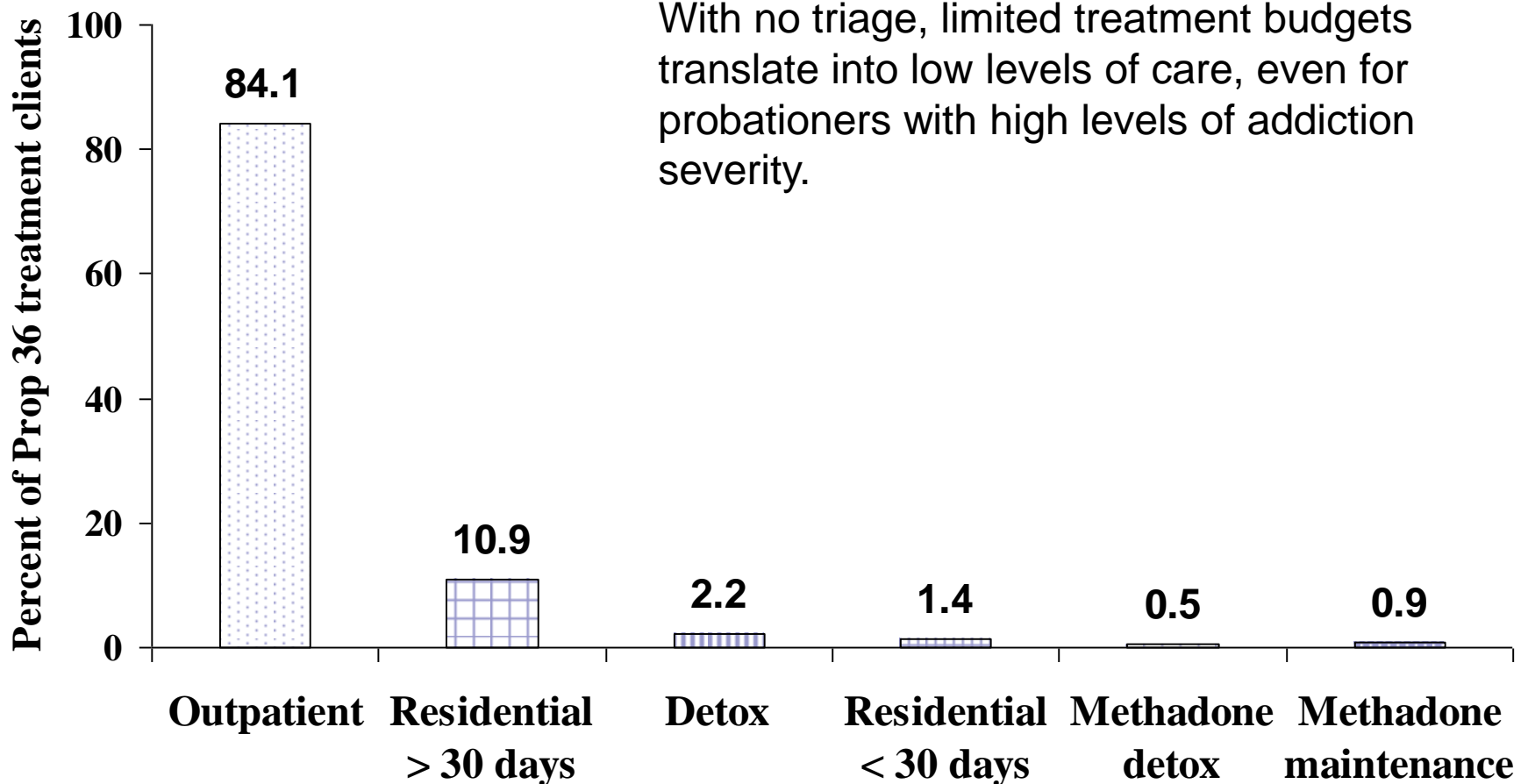
HOPE Probation

- Tenets of HOPE are research based
 - Sanctions are certain
 - Sanctions are swift
 - Sanctions are consistent
 - Sanctions are parsimonious

Behavioral Triage Model

- Treatment decisions based on probationers' revealed behavior
- Allocates treatment resources more efficiently
 - Under diversion programs many probationers mandated to treatment do not have a diagnosable substance abuse disorder, wasting scarce treatment resources and displacing self-referrals in greater need of care.

California's Prop 36 is the largest treatment diversion program

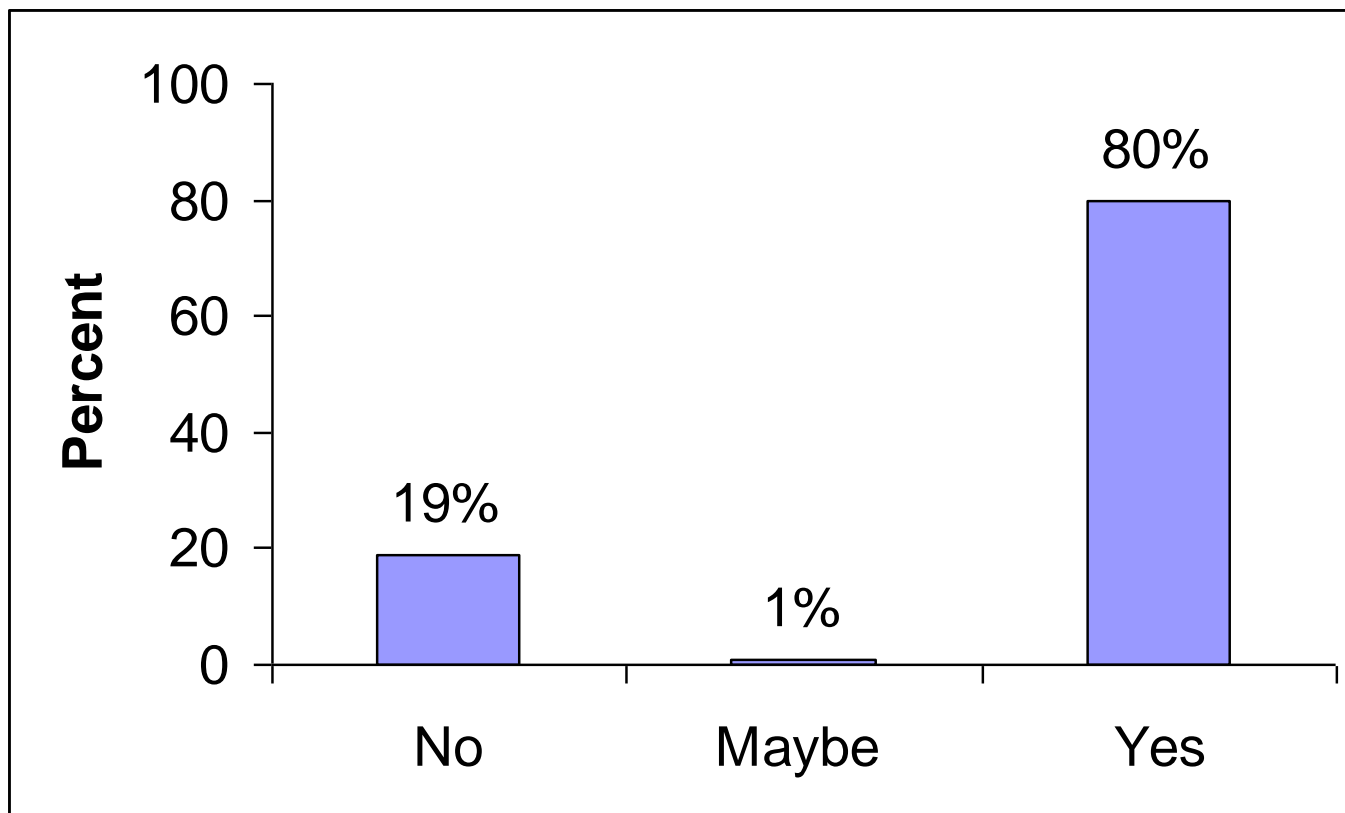




The Peril of the Pendulum

- Common misconception is that law enforcement representatives advocate jail sanctions but treatment providers do not (would find it disruptive to the treatment process).

Providers' Perceptions – would jail sanctions for non-compliance improve treatment outcomes?



Notes: Data are from the *UCLA 2007 Proposition 36 Treatment Provider Survey*. The results reflect responses from randomly selected Proposition 36 Treatment Providers (n = 87).

Evaluation Findings

■ Two Studies

□ Specialized Probation Unit.

- Outcomes compared for HOPE Probationers and a Comparison Group of Probationers.
- Smaller caseloads (~100:1)

□ General Probation Unit

- Randomized Controlled Trial
- Larger caseloads (~170:1)

Specialized Probation Outcomes Analysis

- Six months followup compared with 3-month baseline data:
 - Missed PO appoints
 - HOPE: reduced 85%
 - Comparison Group: increase 23%

 - Positive UAs
 - HOPE: reduced 91%
 - Comparison Group: no change.

Data note: HOPE probationers (n=341)

Comparison probationers (n=70)



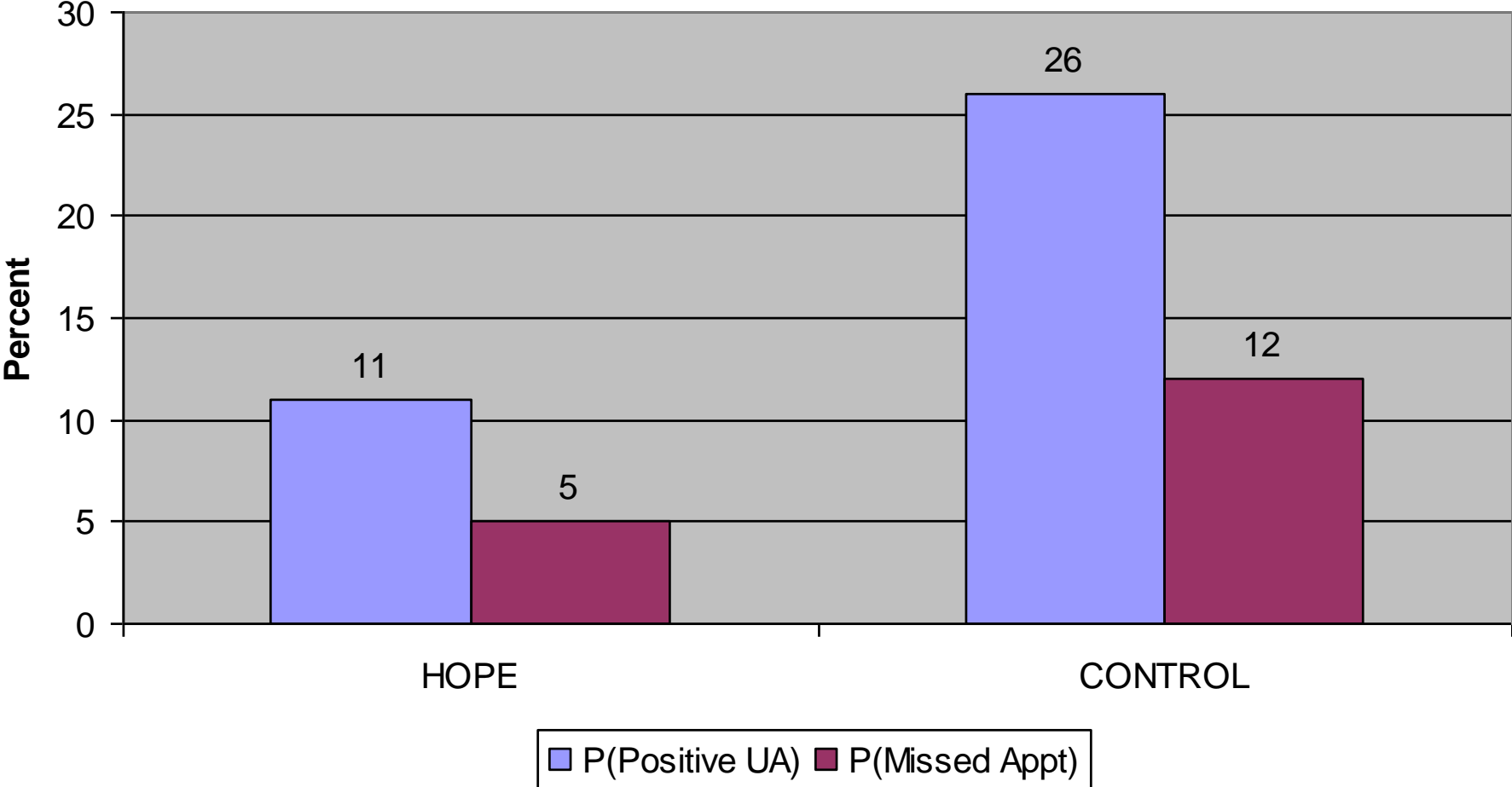
Other key outcomes from Specialized Probation

- Arrest rates for comparison probationers were three times higher than HOPE probationers.
- Probation revocation rate higher in comparison group than HOPE group (31% v 9%)

Randomized Controlled Trial

- First Warning Hearings began in October, 2007
- $n = 504$ (2/3 HOPE, 1/3 Control)
- Results that follow reflect 3-month followup data starting from the date of their Warning Hearing.

3-month RCT Outcomes





Study Limitations

- ***Spillover*** effect of HOPE
- Questions regarding Generalizability to other states
 - PO training
 - Discussions underway to replicate in other jurisdictions.