

THE  
**PEW**  
CHARITABLE TRUSTS

# The Clean Energy Economy Maryland

**Maryland has a small piece of America's clean energy economy, and total job growth outpaced job growth in the clean energy economy between 1998 and 2007.** While jobs in the clean energy economy overall declined slightly during that period, the state saw them grow in three specific categories: Clean Energy; Environmentally Friendly Production and Energy Efficiency. The Maryland Transit Authority is committed to operating an entirely hybrid-electric bus fleet by 2014 and more recently decided to purchase 40 percent of state vehicles with alternative or hybrid fuel systems by 2010.<sup>1</sup> Additionally, the state is ranked sixth among states in clean technology venture capital investment, having attracted more than \$320 million in the past three years, all of which has been invested in clean energy generation.

## BY THE NUMBERS, THE CLEAN ENERGY ECONOMY:

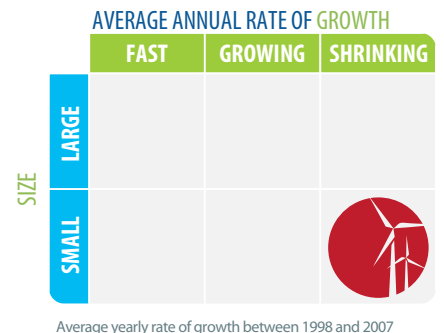
Jobs (2007): **12,908**

Businesses (2007): **1,145**

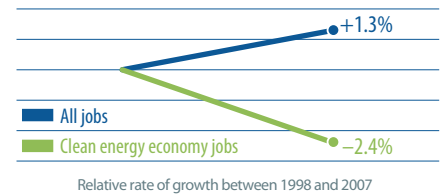
Venture Capital Funds (2006-2008)\*: **\$323,995,916**

Patents (1999-2008): **134**

## STATUS OF CLEAN ENERGY ECONOMY



## 10-YEAR GROWTH

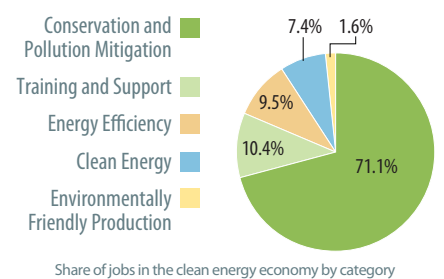


## EXAMPLES OF COMPANIES:\*\*

**Soil Safe, Columbia** (Conservation and Pollution Mitigation): provides comprehensive services to recycle contaminated soil

**Sun Edison, Beltsville** (Clean Energy): designs, installs and manages solar energy systems for commercial, government and utility customers

## JOB CATEGORIES\*\*\*



## MORE ABOUT THESE FACTSHEETS

Download the full report by visiting [www.pewtrusts.org/cleanenergyeconomy](http://www.pewtrusts.org/cleanenergyeconomy)

NOTES: \*Values reported in 2008 dollars. \*\*Information current as of May 8, 2009. This report is intended for educational and informational purposes. References to specific products, services, companies and policy makers have been included solely to advance these purposes and do not constitute an endorsement, sponsorship or recommendation by The Pew Charitable Trusts. \*\*\*These numbers may not add up to 100 percent due to rounding. \*\*\*\*Financial incentives include residential, commercial and industrial loan financing, rebate programs and tax incentives.

SOURCES: Jobs and establishment data from The Pew Charitable Trusts, 2009; based on the National Establishment Time Series Database; analysis by Pew Center on the States and Collaborative Economics. [1] U.S. Department of Energy Press Release, "On Earth Day Vice President Biden Announces \$300 Million in Recovery Act Funds for Clean Cities Program," April 22, 2009, <http://www.energy.gov/news2009/7328.htm> (accessed May 4, 2009).

## CLEAN ENERGY POLICIES

Financial Incentives****	•
Renewable Portfolio Standards	•
Energy Efficiency Resource Standards	•
Regional Cap and Trade Program	•