

Impact and success of HIAs

Design and conduct of a large scale U.S. evaluation

Funded by the Robert Wood Johnson Foundation



Diana Charbonneau
Center for Community Health and Evaluation
Inaugural National Health Impact Assessment Meeting
• April 4, 2012 Washington, DC •



Center for Community Health and Evaluation

Part of Group Health Research Institute



GroupHealth®

Group Health Research Institute

www.grouphealthresearch.org

Center for Community Health and Evaluation (CCHE)

www.cche.org

- Design & evaluation
- Partner nationally
- Collaborative approach
- Founded in 1990

- Research “arm”
- Conducts nonproprietary & public-interest research
- 90% funding federal & private
- Founded in 1983



GroupHealth®

www.ghc.org

- Large consumer governed non-profit HMO
- Healthcare & health coverage, health research, education & philanthropy
- Health coverage 650K+
- Health care for 400K+
- Founded in 1947

Evaluation team

Our evaluation has expertise in:

- Evaluation methods
- Public health
- Policy analysis
- Health impact assessment
- Qualitative and quantitative data collection and analysis
- Geographic information systems
- Communication
- Information science

Center for Community Health & Evaluation



Bill Beery, MPH



Emily Bourcier, MPH, MHA



Diana Charbonneau, MIT



Carol Cahill, MLS

Consultant



Andrew Dannenberg, MD MPH
University of Washington

National Advisory Committee members



GroupHealth.

Our National Advisory Committee has expertise in:

- Evaluation
- Public health
- Health policy
- Epidemiology
- Health impact assessment
- Environmental impact assessment
- Health Economics

Tania Barron
Environmental Resources Management (ERM)

Doug Conrad, PhD, MBA, MHA
University of Washington

Kim Gilhuly, MPH
Human Impact Partners Group

Naima Wong, PhD, MPH
Robert Wood Johnson Foundation

Gary Nelson, PhD
Healthcare Georgia Foundation

Keshia Pollack, PhD, MPH
Johns Hopkins University

Pamela Russo, MD, MPH
Robert Wood Johnson Foundation

Aaron Wernham, MD, MS
Pew Charitable Trusts/Health Impact Project



Program evaluation is...

... the systematic collection of information about the program to:

Make judgments

Improve program effectiveness

Inform decisions

Increase understanding



Goals and questions



GroupHealth.



What does success in HIA mean?



What factors contribute to successful conduct and application of HIA?



What changes have occurred as a result of the HIA?



What are the opportunities for building the field?



Logic model – working draft

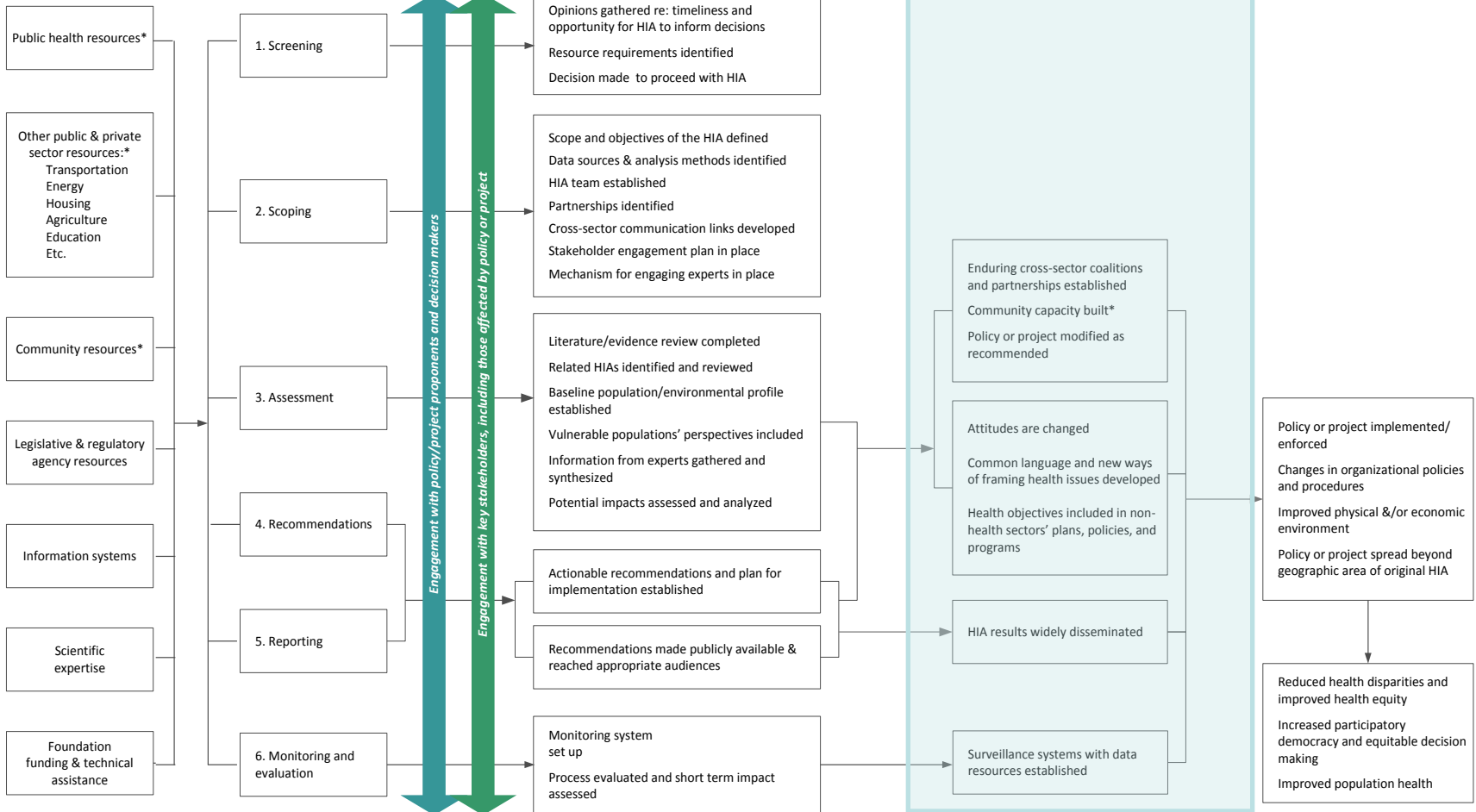
INPUTS

ACTIVITIES

OUTPUTS

INTERMEDIATE OUTCOMES

LONG-TERM OUTCOMES



*Includes financial resources, staffing, technical assistance, local knowledge, advocacy

*Improved capacity to conduct HIAs, enhanced decision making ability



Potential intermediate outcomes

**Recommendations
implemented**

**Changed
attitudes**

Dissemination

**Cross sector
coalitions &
partnerships**

**Common
language**

**Surveillance
systems**

**Community
capacity**

**Health objectives
in non-health
sectors**



Literature review

- Trajectory of HIA
- HIA success factors & best practices
- Evaluation of HIAs

In depth case study

- 26 site visits
- ~3-7 key informants at each site

Web Survey

- Expected to survey ~100 HIAs
- To be conducted late 2012/early 2013
- Details under development



Literature review

Sources:
PubMed, Web of Science,
WWW & listservs,
HIA experts

Time frame:
2011-2012

Emerging topics:

Stakeholder
engagement
Informing
decision makers
Evaluation

Prediction models
Gathering
evidence/
evidence base

Classification/
typology
Focus on
equity/social
determinants

Spread to other
sectors/field
building
(bibliometric
analysis?)

Variety of approaches to identify potential HIAs

Face validity

Sample criteria

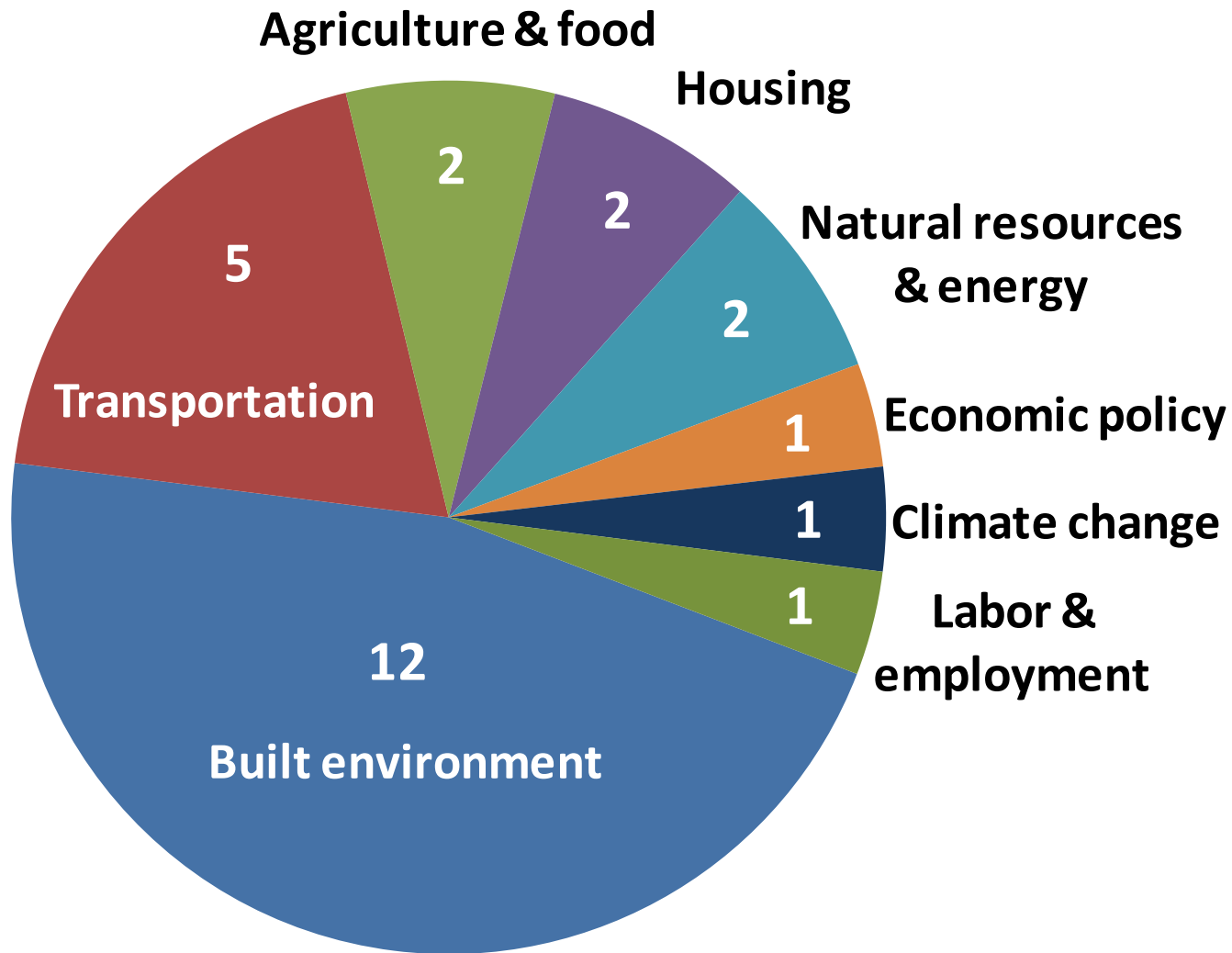
Tier 1 *Successful ♦ Recommendations Made**

Tier 2 *Type ♦ Funded amount ♦ Scale ♦ Sector*

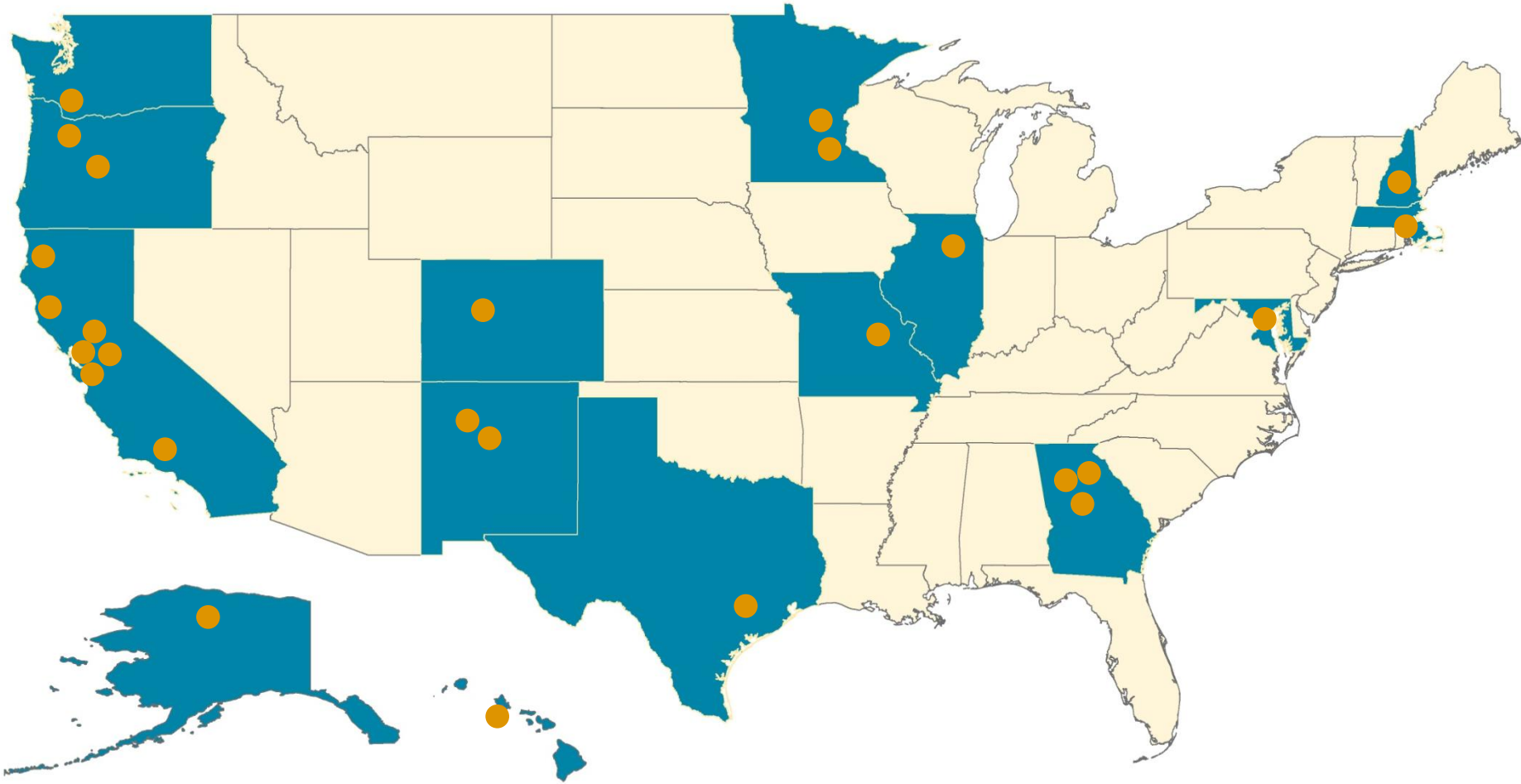
Tier 3 *Geography ♦ Primary Funding source ♦ Experience of HIA team*

Overall sample

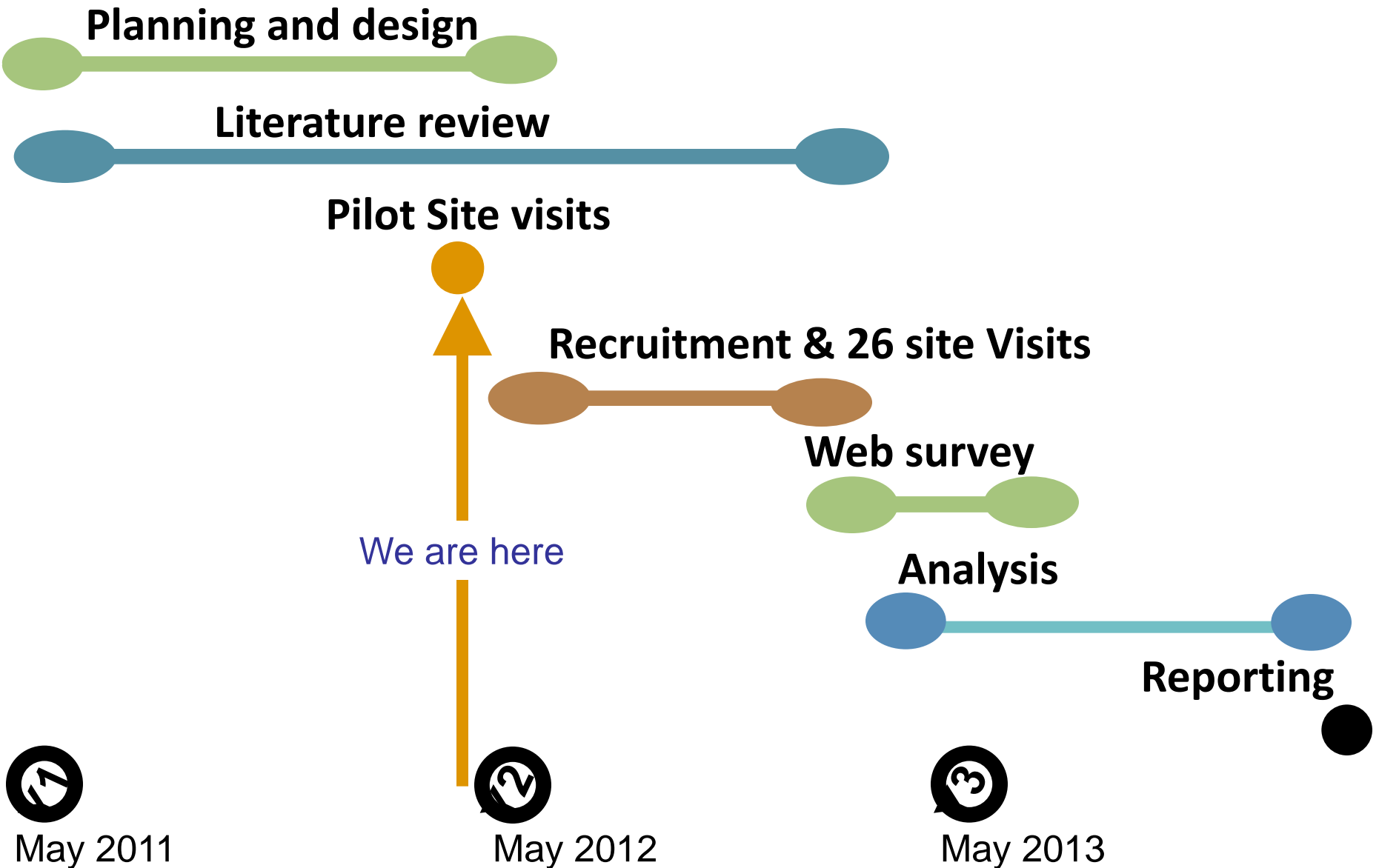
Site visit sample



Planned site visits



Timeline: 3 year evaluation





RWJF HIA U.S.
Evaluation

Australia & New
Zealand

Johns Hopkins
University

CDC
Office of Policy &
National Center
for
Environmental
Health



STRENGTHS

- Sample Size
- Cooperation with HIA sites
- Resources & time
- In person interviews
- Expertise
- Collaboration with other evaluations

CHALLENGES

- Difficulty in separating impacts of HIA from other influences on decisions
- Timing
- Politically sensitive
- Relationship management
- Amount of data
- Informant burden
- Not necessarily representative of all HIAs



Thank you!

Funded by the Robert Wood Johnson Foundation

Diana Charbonneau

(206) 287-2932, charbonneau.d@ghc.org

Center for Community Health and Evaluation

Part of Group Health Research Institute

www.cche.org



GroupHealth[®]